

Department of Obstetrics and Gynecology

Outline and Research Objectives

The goal we aim at is the improvement of holistic women's health. To achieve it, we integrate all the knowledge in the field of reproductive medicine, perinatal medicine and gynecological oncology, which has been established on the basis of our history more than hundred years, and will develop them.

Faculties and Students

Professor and Chair	Yuji Taketani, MD, PhD (from 1994)
Associate Professor	Shiro Kozuma
Lecturer	Toshiyuki Kojima Koji Kugu
Associate	15
Postdoctoral Fellow	2
Graduate Student.....	2
Research Student	15
Secretary	2

Past Research and Major Accomplishments

Professor Taketani has led the clinical and basic research on reproductive endocrinology in Japan. Especially, he is the distinguished leader in the research field of endometriosis, and has achieved many valuable studies. He has also conducted the research which went into the broad range in obstetrics and gynecology by his prominent leadership in the department. There are more than 250 papers which he directed in these two decades.

Current Research

We have a highly organized infertility clinic, where every patient is systemically examined and after diagnosis of underlying infertility factor(s) appropriate treatment is performed following our protocol. Once it turns out higher level of treatment is necessary, ART is applied to such cases. We have been engaged in in vitro fertilization and embryo transfer (IVF-ET) as a main axis of ART for fifteen years. Conventional IVF-ET is mainly indicated to cases with tubal factor, mild male factor, immunological factor or of unexplained infertility factor. In case of severe male factor or other fertilization disorder intracytoplasmic sperm injection (ICSI) is performed. Now we have about 300 cases of IVF-ET every year, which conventional IVF-ET and ICSI share almost equally. The pregnancy rate of conventional IVF-ET is around 25% per embryo

transfer cycle, which is comparable with that of ICSI. Other ART techniques such as embryo cryopreservation and assisted zona hatching are also under way.

Total number of delivery cases is 426 per year. Recently cases of obstetrical emergencies like abruptio placentae, eclampsia and uterine ruptures transported from neighboring hospitals have been increasing. Our service is an important part of Tokyo Metropolitan Service System for Maternal Welfare and Perinatal Medicine.

Primary care for peri/post-menopausal women is becoming more and more important. We have already established the primary care system for women focusing on climacteric syndrome and osteoporosis. Hormone replacement therapy (HRT) is employed for the purpose.

In basic research section, a couple of projects as follows are under way, some of which have already yielded interesting findings; 1) the mechanism of folliculogenesis and follicular apoptosis in the ovary, 2) the functions of gynecologic hormones such as gonadotropins and ovarian steroids, 3) the biochemical evaluation of early embryos and establishment of a new procedure of embryo cryopreservation, 4) the genetic mechanism in gamete formation and development and 5) effect of sex steroid on bone metabolism.

Future Prospects

To improve the pregnancy rate in the infertility clinic, the basic research on both the embryo and the endometrium, ovarian function and its regulatory mechanism must be proceed. To take the precautions in the infertility treatment, the development of the safe protocol and secure system is also demanded.

The validity of hormone replacement therapy for managing peri/post-menopausal women is becoming a subject of discussion. To seek the answer this problem, we are studying on the various protocols in clinical and by experiments.

In the obstetrical field, the researches on the immunological fetomaternal interaction are going on.

In vivo study of fetal physiology using sheep model are in progress, expected to provide valuable knowledge for clinical field.

Research Grants

Grant-in-Aid for Scientific Research, Japan Society for the Promotion of Science: Scientific Research (A) "Mechanism of conception in terms of embryo-maternal interaction" (1999-2001)

Grant-in-Aid for Scientific Research, Japan Society for the Promotion of Science: Scientific Research (B) "Risk factors associated with progression and recurrence of endometriosis" (2000-2002)

Grant-in-Aid for Scientific Research, Ministry of Health and Welfare: "Status of endometriosis in Japan in terms of reproductive health" (1998)

Grant-in-Aid for Scientific Research, Ministry of Health, Labor and Welfare: "Strategy for reproductive health-keeping of women with menstrual disorders" (1999-2000)

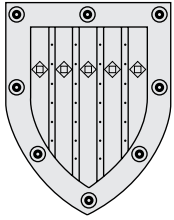
Grant-in-Aid for Scientific Research, Ministry of Health, Labor and Welfare: "Status of reproductive health of women with reproductive disorders in the society" (2001-2002)

Select Publications (most recent 50 papers)

1. Hiroi H, Momoeda M, Yamauchi N, Abe Y, Yoshikawa H, Tsutsumi O and Taketani Y. An earlier menopause as clinical manifestation of granulosa-cell tumor: a case report. *J Obstet Gynaecol Res* 26, 9-12, 2000.
2. Hyodo H, Ishikawa Y, Tsuneyama H, Kashiwase K, Toyoda C, Uchikawa M, Akaza T, Fujii T, Kozuma S, Taketani Y and Juji T. New RhD(IVb) identified in Japanese. *Vox Sang* 79, 116-7, 2000.
3. Hyodo H, Ishikawa Y, Kashiwase K, Ogawa A, Watanabe Y, Tsuneyama H, Toyoda C, Uchikawa M, Akaza T, Fujii T, Kozuma S, Taketani Y and Juji T. Polymorphisms of RhD(Va) and a new RhD(Va)-like variant found in Japanese individuals. *Vox Sang* 78, 122-5, 2000.
4. Kamei Y, Takeda Y, Teramoto K, Tsutsumi O, Taketani Y and Watanabe K. Human NB-2 of the contactin subgroup molecules: chromosomal localization of the gene (CNTN5) and distinct expression pattern from other subgroup members. *Genomics* 69, 113-9, 2000.
5. Koga K, Osuga Y, Tsutsumi O, Okagaki R, Momoeda M, Yano T, Fujiwara T, Takai Y, Kugu K, Morita Y and Taketani Y. Increased concentrations of soluble tumour necrosis factor receptor (sTNFR) I and II in peritoneal fluid from women with endometriosis. *Mol Hum Reprod* 6, 929-33, 2000.
6. Koga K, Osuga Y, Tsutsumi O, Momoeda M, Suenaga A, Kugu K, Fujiwara T, Takai Y, Yano T and Taketani Y. Evidence for the presence of angiogenin in human follicular fluid and the up-regulation of its production by human chorionic gonadotropin and hypoxia. *J Clin Endocrinol Metab* 85, 3352-5, 2000.
7. Kuroda K, Kamei Y, Kozuma S, Kikuchi A, Fujii T, Unno N, Baba K and Taketani Y. Cephalopagus conjoined twins. *Ultrasound Obstet Gynecol* 16, 293, 2000.
8. Kuroda K, Kamei Y, Kozuma S, Kikuchi A, Fujii T, Unno N, Baba K and Taketani Y. Prenatal evaluation of cephalopagus conjoined twins by means of three-dimensional ultrasound at 13 weeks of pregnancy. *Ultrasound Obstet Gynecol* 16, 264-6, 2000.
9. Matsumi H, Yano T, Osuga Y, Kugu K, Tang X, Xu JP, Yano N, Kurashima Y, Ogura T, Tsutsumi O, Koji T, Esumi H and Taketani Y. Regulation of nitric oxide synthase to promote cytotaxis in ovarian follicular development. *Biol Reprod* 63, 141-6, 2000.
10. Matsumoto K, Yoshikawa H, Nakagawa S, Tang X, Yasugi T, Kawana K, Sekiya S, Hirai Y, Kukimoto I, Kanda T and Taketani Y. Enhanced oncogenicity of human papillomavirus type 16 (HPV16) variants in Japanese population. *Cancer Lett* 156, 159-65, 2000.
11. Matsumoto K, Kawana K, Yoshikawa H, Taketani Y, Yoshiike K and Kanda T. DNA vaccination of mice with plasmid expressing human papillomavirus 6 major capsid protein L1 elicits type-specific antibodies neutralizing pseudovirions constructed in vitro. *J Med Virol* 60, 200-4, 2000.
12. Miki A, Fujii T, Ishikawa Y, Hamai Y, Yamashita T, Tadokoro K, Kozuma S, Juji T and Taketani Y. Immunotherapy prevents recurrent abortion without influencing natural killer receptor status. *Am J Reprod Immunol* 43, 98-106, 2000.
13. Nakagawa S, Yoshikawa H, Yasugi T, Kimura M, Kawana K, Matsumoto K, Yamada M, Onda T and Taketani Y. Ubiquitous presence of E6 and E7 transcripts in human papillomavirus-positive cervical carcinomas regardless of its type. *J Med Virol* 62, 251-8, 2000.
14. Osuga Y, Koga K, Tsutsumi O, Igarashi T, Okagaki R, Takai Y, Matsumi H, Hiroi H, Fujiwara T, Momoeda M, Yano T and Taketani Y. Stem cell factor (SCF) concentrations in peritoneal fluid of women with or without endometriosis. *Am J Reprod Immunol* 44, 231-5, 2000.
15. Wang Y, Yano T, Kikuchi A, Yano N, Matsumi H, Ando K, Kasai Y, Watanabe M, Okagaki R, Osuga Y and Taketani Y. Comparison of the effects of add-back therapy with various natural oestrogens on bone metabolism in rats administered a long-acting gonadotrophin-releasing hormone agonist. *J Endocrinol* 165, 467-73, 2000.
16. Yano T, Radulovic S, Osuga Y, Kugu K, Yoshikawa H, Taketani Y and Schally AV. Inhibition of human epithelial ovarian cancer cell growth in vitro by somatostatin analog RC-160. *Oncology* 59 Suppl 1, 45-9, 2000.
17. Yoshida S, Unno N, Kagawa H, Shinozuka N, Kozuma S and Taketani Y. Prenatal detection of a high-risk group for intrauterine growth restriction

- based on sonographic fetal biometry. *Int J Gynaecol Obstet* 68, 225-32, 2000.
18. Yoshikawa H, Jimbo H, Okada S, Matsumoto K, Onda T, Yasugi T and Taketani Y. Prevalence of endometriosis in ovarian cancer. *Gynecol Obstet Invest* 50 Suppl 1, 11-7, 2000.
 19. Hiroi H, Kugu K, Hoshino H, Kozuma S and Taketani Y. Hyperemesis gravidarum associated with thyrotoxicosis and a past history of an eating disorder. *Arch Gynecol Obstet* 265, 228-30, 2001.
 20. Hiroi H, Yasugi T, Matsumoto K, Fujii T, Watanabe T, Yoshikawa H and Taketani Y. Mucinous adenocarcinoma arising in a neovagina using the sigmoid colon thirty years after operation: a case report. *J Surg Oncol* 77, 61-4, 2001.
 21. Kanai T, Fujii T, Keicho N, Tokunaga K, Yamashita T, Hyodo H, Miki A, Unno N, Kozuma S and Taketani Y. Polymorphism of human leukocyte antigen-E gene in the Japanese population with or without recurrent abortion. *Am J Reprod Immunol* 45, 168-73, 2001.
 22. Kanai T, Fujii T, Unno N, Yamashita T, Hyodo H, Miki A, Hamai Y, Kozuma S and Taketani Y. Human leukocyte antigen-G-expressing cells differently modulate the release of cytokines from mononuclear cells present in the decidua versus peripheral blood. *Am J Reprod Immunol* 45, 94-9, 2001.
 23. Kanai T, Fujii T, Kozuma S, Yamashita T, Miki A, Kikuchi A and Taketani Y. Soluble HLA-G influences the release of cytokines from allogeneic peripheral blood mononuclear cells in culture. *Mol Hum Reprod* 7, 195-200, 2001.
 24. Kawana K, Kawana Y, Yoshikawa H, Taketani Y, Yoshiike K and Kanda T. Nasal immunization of mice with peptide having a cross-neutralization epitope on minor capsid protein L2 of human papillomavirus type 16 elicit systemic and mucosal antibodies. *Vaccine* 19, 1496-502, 2001.
 25. Kawana Y, Kawana K, Yoshikawa H, Taketani Y, Yoshiike K and Kanda T. Human papillomavirus type 16 minor capsid protein L2 N-terminal region containing a common neutralization epitope binds to the cell surface and enters the cytoplasm. *J Virol* 75, 2331-6, 2001.
 26. Koga K, Osuga Y, Tsutsumi O, Yano T, Yoshino O, Takai Y, Matsumi H, Hiroi H, Kugu K, Momoeda M, Fujiwara T and Taketani Y. Demonstration of angiogenin in human endometrium and its enhanced expression in endometrial tissues in the secretory phase and the decidua. *J Clin Endocrinol Metab* 86, 5609-14, 2001.
 27. Kugu K, Momoeda M, Sharma SS, Osuga Y, Fujiwara T, Okagaki R, Fukushima H, Yano T, Tsutsumi O and Taketani Y. Is an elevation in basal follicle-stimulating hormone levels in unexplained infertility predictive of fecundity regardless of age? *Endocr J* 48, 711-5, 2001.
 28. Marumo G, Kozuma S, Ohyu J, Hamai Y, Machida Y, Kobayashi K, Ryo E, Unno N, Fujii T, Baba K, Okai T, Takashima S and Taketani Y. Generation of periventricular leukomalacia by repeated umbilical cord occlusion in near-term fetal sheep and its possible pathogenetical mechanisms. *Biol Neonate* 79, 39-45, 2001.
 29. Minaguchi T, Yoshikawa H, Oda K, Ishino T, Yasugi T, Onda T, Nakagawa S, Matsumoto K, Kawana K and Taketani Y. PTEN mutation located only outside exons 5, 6, and 7 is an independent predictor of favorable survival in endometrial carcinomas. *Clin Cancer Res* 7, 2636-42, 2001.
 30. Osuga Y, Koga K, Tsutsumi O, Yano T, Kugu K, Momoeda M, Okagaki R, Suenaga A, Fujiwara T, Fujimoto A, Matsumi H, Hiroi H and Taketani Y. Evidence for the presence of keratinocyte growth factor (KGF) in human ovarian follicles. *Endocr J* 48, 161-6, 2001.
 31. Ryo E, Shiotsu H, Takai Y, Tsutsumi O, Okai T, Taketani Y and Takeuchi Y. Effects of pulsed ultrasound on development and glucose uptake of preimplantation mouse embryos. *Ultrasound Med Biol* 27, 999-1002, 2001.
 32. Ryo E, Yorinaga Y, Nagasaka T, Yoshikawa H and Taketani Y. Tumor cell spillage to the vaginal cavity and vaginal stump during the surgery of endometrial carcinoma. *Acta Obstet Gynecol Scand* 80, 364-7, 2001.
 33. Tsuchiya F, Ikeda K, Tsutsumi O, Hiroi H, Momoeda M, Taketani Y, Muramatsu M and Inoue S. Molecular cloning and characterization of mouse EBAG9, homolog of a human cancer associated surface antigen: expression and regulation by estrogen. *Biochem Biophys Res Commun* 284, 2-10, 2001.
 34. Uemura H, Unno N, Osuga Y, Momoeda M, Ando K, Marumo G, Kikuchi A, Fujii T, Kozuma S and Taketani Y. A movable gestational sac in association with a myometrial defect. *Ultrasound Obstet Gynecol* 18, 675-7, 2001.
 35. Xin CY, Matsumoto K, Yoshikawa H, Yasugi T, Onda T, Nakagawa S, Yamada M, Nozawa S, Sekiya S, Hirai Y, Shiromizu K, Fujii T and Taketani Y. Analysis of E6 variants of human papillomavirus type 33, 52 and 58 in Japanese women with cervical intraepithelial neoplasia/cervical cancer in relation to their oncogenic potential. *Cancer Lett* 170, 19-24, 2001.
 36. Yoshida SH, Unno N, Kagawa H, Shinozuka N, Kozuma S and Taketani Y. Sonographic determination of fetal size from 20 weeks of gestation onward correlates with birth weight. *J Obstet Gynaecol Res* 27, 205-11, 2001.
 37. Yoshino O, Osuga Y, Koga K, Tsutsumi O, Yano T, Fujii T, Kugu K, Momoeda M, Fujiwara T, Tomita K and Taketani Y. Evidence for the expression of interleukin (IL)-18, IL-18 receptor and IL-18 binding protein in the human endometrium. *Mol Hum Reprod* 7, 649-54, 2001.
 38. Fujimoto A, Osuga Y, Yano T, Kusumi M, Kurosawa T, Fujii T and Taketani Y. Ovarian hyperstimulation syndrome complicated by peritonitis due to perforated appendicitis. *Hum Reprod* 17, 966-7, 2002.

39. Hashimoto K, Kato K, Imamura K, Kishimoto A, Yoshikawa H, Taketani Y and Esumi H. 5-amino-4-imidazolecarboxamide riboside confers strong tolerance to glucose starvation in a 5'-AMP-activated protein kinase-dependent fashion. *Biochem Biophys Res Commun* 290, 263-7, 2002.
40. Hasumi Y, Mizukami H, Urabe M, Kohno T, Takeuchi K, Kume A, Momoeda M, Yoshikawa H, Tsuruo T, Shibuya M, Taketani Y and Ozawa K. Soluble FLT-1 expression suppresses carcinomatous ascites in nude mice bearing ovarian cancer. *Cancer Res* 62, 2019-23, 2002.
41. Hiroi H, Osuga Y, Tarumoto Y, Shimokama T, Yano T, Yokota H and Taketani Y. A case of estrogen-producing Brenner tumor with a stromal component as a potential source for estrogen. *Oncology* 63, 201-4, 2002.
42. Horie K, Tomida A, Sugimoto Y, Yasugi T, Yoshikawa H, Taketani Y and Tsuruo T. SUMO-1 conjugation to intact DNA topoisomerase I amplifies cleavable complex formation induced by camptothecin. *Oncogene* 21, 7913-22, 2002.
43. Kawana K, Yasugi T, Kanda T, Kawana Y, Hirai Y, Yoshikawa H and Taketani Y. Neutralizing antibodies against oncogenic human papillomavirus as a possible determinant of the fate of low-grade cervical intraepithelial neoplasia. *Biochem Biophys Res Commun* 296, 102-5, 2002.
44. Matsumoto K, Yoshikawa H, Yasugi T, Onda T, Nakagawa S, Yamada M, Kawana K, Minaguchi T, Oda K, Hasumi Y and Taketani Y. Distinct lymphatic spread of endometrial carcinoma in comparison with cervical and ovarian carcinomas. *Cancer Lett* 180, 83-9, 2002.
45. Momoeda M, Taketani Y, Terakawa N, Hoshiai H, Tanaka K, Tsutsumi O, Osuga Y, Maruyama M, Harada T, Obata K and Hayashi K. Is endometriosis really associated with pain? *Gynecol Obstet Invest* 54 Suppl 1, 18-23, 2002.
46. Okada S, Tsuda H, Takarabe T, Yoshikawa H, Taketani Y and Hirohashi S. Allelotype Analysis of Common Epithelial Ovarian Cancers with Special Reference to Comparison between Clear Cell Adenocarcinoma with Other Histological Types. *Jpn J Cancer Res* 93, 798-806, 2002.
47. Osuga Y, Yano T, Kugu K, Koga K, Fukuoka K, Matsumi H, Wada O, Kikuchi A, Tsutsumi O and Taketani Y. Effects of gonadotropin-releasing hormone analog treatment on skin condition. *Gynecol Endocrinol* 16, 57-61, 2002.
48. Tang X, Yano T, Osuga Y, Matsumi H, Yano N, Xu J, Wada O, Koga K, Kugu K, Tsutsumi O, Schally AV and Taketani Y. Cellular mechanisms of growth inhibition of human epithelial ovarian cancer cell line by LH-releasing hormone antagonist Cetrorelix. *J Clin Endocrinol Metab* 87, 3721-7, 2002.
49. Xu J, Osuga Y, Yano T, Morita Y, Tang X, Fujiwara T, Takai Y, Matsumi H, Koga K, Taketani Y and Tsutsumi O. Bisphenol A induces apoptosis and G2-to-M arrest of ovarian granulosa cells. *Biochem Biophys Res Commun* 292, 456-62, 2002.
50. Zhang SQ, Kozuma S, Tanaka M, Ling D, Kitano Y, Fujii T, Baba K and Taketani Y. Studies on fetal forelimb movements by using a wrist actigraph in sheep. *Psychiatry Clin Neurosci* 56, 283-4, 2002.



Department of Gynecologic Surgery

Outline and Research Objectives

Our department was established for development of effective and safe gynecologic surgery on the basis of knowledge in reproductive medicine and gynecologic oncology.

Faculties and Students

- Professor and Chair: Osamu Tsutsumi, MD, PhD (from 2001)
- Associate Professor: Tetsu Yano
- Lecturer: Osamu Nishii
Tomoyuki Fujii
- Associate:2
- Postdoctoral Fellow:2
- Graduate Student:.....2
- Research Student:5
- Secretary:2

Past Research and Major Accomplishments

Professor Tsutsumi has been very actively working on both clinical and basic research in our department even before becoming Professor in 2001. In the clinical field, he conducted endoscopic surgery as the first person in gynecology. As for the basic research, many achievements were left so far in the embryogenesis, the genetics and the reproductive endocrinology.

Current Research

For the benign gynecological disorders, we have been constantly trying to minimize surgical invasion to patients as much as possible. With both of well-equipped instruments and well-trained expertise, more than 90% of surgeries for benign gynecological disorders are operated endoscopically, which make a total of 300 cases per year. On the other hand, various projects concerning treatment of gynecological malignancies and sexually transmitted viral infections are on-going. To improve the prognosis of gynecological malignancy, we are conducting the studies, including 1) Prognostic significance of pelvic and paraaortic lymphnode metastasis in the uterine cervical cancer, 2) application of chemotherapy (BLM + VCR + MMC + CDDP) for advanced or recurrent cervical cancer, 3) incidence and distribution of PLN and PALN metastasis in endometrial cancer, 4) relationship between the presence of estrogen and progesterone receptor and clinical course in endometrial cancer, 5) development

of optimal surgical procedure for advanced ovarian cancer, 6) impacts of aggressive debulking (including bowel resection) on the prognosis of advanced ovarian cancer, 7) analysis of long term prognosis of ovarian cancer patients treated with paclitaxel containing chemotherapy, 8) analysis of adverse effects of CDDP-based chemotherapy, focused on nephrotoxicity and neurotoxicity, 9) effect of intermittent consolidation chemotherapy for advanced ovarian cancer, 10) evaluation of sensitivity and specificity of serum CA125 level assay and ultrasonographic follow-up for diagnosis of recurrent ovarian cancer, 11) trans-arterial chemotherapy for parenchymal liver metastasis of ovarian cancer, 12) estimation of effects of a combination chemotherapy (hydroxyurea + etoposide + DTIC) for uterine sarcomas, 13) cohort study of low-grade CIN.

In basic research section, the studies are on going on the effect of endocrine disrupters on the reproductive system, embryogenesis and oncogenesis.

Future Prospects

As well as proceeding the studies mentioned above, we are starting the project on developing vaccine against HPVs, using neutralizing epitope of HPV-16 capsid proteins L1 and L2 (L1/L2 capsids).

Research Grants

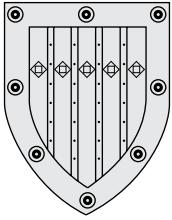
1. Grant-in-Aid for Core Research for Evolutional Science and Technology, Japan Science and Thechnology Corporation: "Effect of endocrine disrupters on reproductive functions" (1998-2003)
2. Grant-in-Aid for Scientific Research, Japan Society for the Promotion of Science: Scientific Research (B) "Effect of endocrine disrupters on reproductive functions" (1999-2001)
3. Grant-in-Aid for Scientific Research, Japan Society for the Promotion of Science: Scientific Research (B) "Effect of endocrine disrupters on reproductive functions" (2002-2004)
4. Grant-in-Aid for Scientific Research, Ministry of Health, Labor and Welfare: "Effect of endocrine disrupters on reproductive health" (1998-2000)

5. Grant-in-Aid for Scientific Research, Ministry of Health, Labor and Welfare: "Effect of endocrine disrupters on reproductive health" (2001-2002)

Select Publications

1. Tsutsumi O, Kurachi H and Oka T. A physiological role of epidermal growth factor in male reproductive function. *Science* 233, 975-7, 1986.
2. Tsutsumi O, Kubota Y and Oka T. Effect of sialoadenectomy, treatment with epidermal growth factor (EGF) antiserum and replacement of EGF on the epidermis in mice. *J Endocrinol* 113, 193-7, 1987.
3. Tsutsumi O and Oka T. Epidermal growth factor deficiency during pregnancy causes abortion in mice. *Am J Obstet Gynecol* 156, 241-4, 1987.
4. Tsutsumi O, Tsutsumi A and Oka T. Importance of epidermal growth factor in implantation and growth of mouse mammary tumor in female nude mice. *Cancer Res* 47, 4651-3, 1987.
5. Tsutsumi O, Tsutsumi A and Oka T. A possible physiological role of milk epidermal growth factor in neonatal eyelid opening. *Am J Physiol* 252, R376-9, 1987.
6. Tsutsumi O, Tsutsumi A and Oka T. Epidermal growth factor-like, corneal wound healing substance in mouse tears. *J Clin Invest* 81, 1067-71, 1988.
7. Tsutsumi O, Yano T, Satoh K, Mizuno M and Kato T. Studies of hexokinase activity in human and mouse oocyte. *Am J Obstet Gynecol* 162, 1301-4, 1990.
8. Tsutsumi O, Satoh K, Taketani Y and Kato T. Determination of enzyme activities of energy metabolism in the maturing rat oocyte. *Mol Reprod Dev* 33, 333-7, 1992.
9. Sadatsuki M, Tsutsumi O, Yamada R, Muramatsu M and Taketani Y. Local regulatory effects of activin A and follistatin on meiotic maturation of rat oocytes. *Biochem Biophys Res Commun* 196, 388-95, 1993.
10. Sadatsuki M, Tsutsumi O, Sakai R, Eto Y, Hayashi N and Taketani Y. Presence and possible function of activin-like substance in human follicular fluid. *Hum Reprod* 8, 1392-5, 1993.
11. Tsutsumi O, Iida T, Hakuno N, Sadatsuki M, Okai T, Taketani Y, Nagafuchi S and Nakahori Y. Y chromosome analysis and laparoscopic surgery in XY pure gonadal dysgenesis: a case report and a review of literature. *Asia Oceania J Obstet Gynaecol* 19, 95-9, 1993.
12. Tsutsumi O, Taketani Y and Oka T. The uterine growth-promoting action of epidermal growth factor and its function in the fertility of mice. *J Endocrinol* 138, 437-44, 1993.
13. Tsutsumi O, Taketani Y and Oka T. Evidence for the involvement of epidermal growth factor in fertility decline in aging female mice. *Horm Res* 39 Suppl 1, 32-6, 1993.
14. Ayabe T, Tsutsumi O and Taketani Y. Hexokinase activity in mouse embryos developed in vivo and in vitro. *Hum Reprod* 9, 347-51, 1994.
15. Morita Y, Tsutsumi O and Taketani Y. In vitro treatment of embryos with epidermal growth factor improves viability and increases the implantation rate of blastocysts transferred to recipient mice. *Am J Obstet Gynecol* 171, 406-9, 1994.
16. Tsutsumi O, Iida T, Taketani Y, Sugase M, Nakahori Y and Nakagome Y. Intact sex determining region Y (SRY) in a patient with XY pure gonadal dysgenesis and a twin brother. *Endocr J* 41, 281-5, 1994.
17. Tsutsumi O, Yano T and Taketani Y. Phosphofructokinase activity as a measure of maturation of rat oocytes developed in vivo and in vitro. *Horm Res* 41 Suppl 1, 63-7, 1994.
18. Morita Y, Tsutsumi O and Taketani Y. Successful treatment of catamenial pneumothorax with danazol. *Int J Gynaecol Obstet* 51, 263-4, 1995.
19. Tsutsumi O, Iida T and Taketani Y. Laparoscopic surgery and DNA analysis in patients with XY pure gonadal dysgenesis. *J Obstet Gynaecol* 21, 67-74, 1995.
20. Morita Y, Tsutsumi O, Kuramochi K, Momoeda M, Yoshikawa H and Taketani Y. Successful laparoscopic management of primary abdominal pregnancy. *Hum Reprod* 11, 2546-7, 1996.
21. Takai Y, Ogawara M, Tomono Y, Moritoh C, Imajoh-Ohmi S, Tsutsumi O, Taketani Y and Inagaki M. Mitosis-specific phosphorylation of vimentin by protein kinase C coupled with reorganization of intracellular membranes. *J Cell Biol* 133, 141-9, 1996.
22. Tsutsumi O, Iida T, Nakahori Y and Taketani Y. Analysis of the testis-determining gene SRY in patients with XY gonadal dysgenesis. *Horm Res* 46 Suppl 1, 6-10, 1996.
23. Tsutsumi O and Yoshimura Y. Sex differentiation and ovarian function. An overview. *Horm Res* 46 Suppl 1, 1-5, 1996.
24. Kawana K, Yoshikawa H, Yokota H, Onda T, Nakagawa K, Tsutsumi O and Taketani Y. Successful treatment of brain metastases from ovarian cancer using gamma-knife radiosurgery. *Gynecol Oncol* 65, 357-9, 1997.
25. Morita Y, Tsutsumi O and Taketani Y. Successful hormonal treatment of pulmonary parenchymal endometriosis. *Int J Gynaecol Obstet* 59, 61-3, 1997.
26. Morita Y, Tsutsumi O, Momoeda M and Taketani Y. Cornual pregnancy successfully treated laparoscopically with fibrin glue hemostasis. *Obstet Gynecol* 90, 685-7, 1997.
27. Sadatsuki M, Kaneko M and Tsutsumi O. Expectant management and methotrexate treatment of persistent ectopic pregnancy following laparoscopic salpingectomy. *Int J Gynaecol Obstet* 59, 49-51, 1997.
28. Tsutsumi O, Ando K and Momoeda M. Ruptured isthmal pregnancy following laparoscopic salpingostomy in the ipsilateral tube. *Int J Gynaecol Obstet* 57, 187-9, 1997.
29. Uechi H, Tsutsumi O, Morita Y and Taketani Y. Cryopreservation of mouse embryos affects later embryonic development possibly through reduced

- expression of the glucose transporter GLUT1. *Mol Reprod Dev* 48, 496-500, 1997.
30. Takai Y, Tsutsumi O, Harada I, Fujii T, Kashima T, Kobayashi K, Toda T and Taketani Y. Prenatal diagnosis of Fukuyama-type congenital muscular dystrophy by microsatellite analysis. *Hum Reprod* 13, 320-3, 1998.
 31. Tsutsumi O, Uechi H, Sone H, Yonemoto J, Takai Y, Momoeda M, Tohyama C, Hashimoto S, Morita M and Taketani Y. Presence of dioxins in human follicular fluid: their possible stage-specific action on the development of preimplantation mouse embryos. *Biochem Biophys Res Commun* 250, 498-501, 1998.
 32. Igarashi T, Osuga U, Tsutsumi O, Momoeda M, Ando K, Matsumi H, Takai Y, Okagaki R, Hiroi H, Fujiwara O, Yano T and Taketani Y. Expression of Ah receptor and dioxin-related genes in human uterine endometrium in women with or without endometriosis. *Endocr J* 46, 765-72, 1999.
 33. Okagaki R, Osuga Y, Momoeda M, Tsutsumi O and Taketani Y. Laparoscopic findings after ultrasound-guided transvaginal ethanol sclerotherapy for ovarian endometrial cyst. *Hum Reprod* 14, 270, 1999.
 34. Takai Y, Tsutsumi O, Momoeda M, Osuga Y, Sadatsuki M, Kaibara M and Taketani Y. Non-functioning pituitary tumour after long-term treatment with gonadotrophin-releasing hormone agonists in a patient with vaginal agenesis who underwent neovaginoplasty and cauterization of endometriosis under laparoscopy. *Hum Reprod* 14, 2661-4, 1999.
 35. Uechi H, Tsutsumi O, Morita Y, Takai Y and Taketani Y. Comparison of the effects of controlled-rate cryopreservation and vitrification on 2-cell mouse embryos and their subsequent development. *Hum Reprod* 14, 2827-32, 1999.
 36. Maruyama M, Osuga Y, Momoeda M, Yano T, Tsutsumi O and Taketani Y. Pregnancy rates after laparoscopic treatment. Differences related to tubal status and presence of endometriosis. *J Reprod Med* 45, 89-93, 2000.
 37. Morita Y, Nishii O, Kido M and Tsutsumi O. Parvovirus infection after laparoscopic hysterectomy using fibrin glue hemostasis. *Obstet Gynecol* 95, 1026, 2000.
 38. Takai Y, Tsutsumi O, Ikezuki Y, Hiroi H, Osuga Y, Momoeda M, Yano T and Taketani Y. Estrogen receptor-mediated effects of a xenoestrogen, bisphenol A, on preimplantation mouse embryos. *Biochem Biophys Res Commun* 270, 918-21, 2000.
 39. Takai Y, Tsutsumi O, Harada I, Morita Y, Momoeda M, Fukushima Y and Taketani Y. A case of XY pure gonadal dysgenesis with 46,XYp-/47,XXYp- karyotype whose gonadoblastoma was removed laparoscopically. *Gynecol Obstet Invest* 50, 166-9, 2000.
 40. Takeuchi T and Tsutsumi O. Basal leptin concentrations in women with normal and dysfunctional ovarian conditions. *Int J Gynaecol Obstet* 69, 127-33, 2000.
 41. Tsutsumi O, Momoeda M, Takai Y, Ono M and Taketani Y. Breast-fed infants, possibly exposed to dioxins in milk, have unexpectedly lower incidence of endometriosis in adult life. *Int J Gynaecol Obstet* 68, 151-3, 2000.
 42. Fujimoto A, Osuga Y, Tsutsumi O, Fujii T, Okagaki R and Taketani Y. Successful laparoscopic treatment of ileo-cecal endometriosis producing bowel obstruction. *J Obstet Gynaecol Res* 27, 221-3, 2001.
 43. Morita Y, Tsutsumi O and Taketani Y. Regulatory mechanisms of female germ cell apoptosis during embryonic development. *Endocr J* 48, 289-301, 2001.
 44. Osuga Y, Tsutsumi O, Fujiwara T, Kugu K, Fujimoto A and Taketani Y. Usefulness of long-jaw forceps in laparoscopic cornual resection of interstitial pregnancies. *J Am Assoc Gynecol Laparosc* 8, 429-32, 2001.
 45. Takai Y, Tsutsumi O, Ikezuki Y, Kamei Y, Osuga Y, Yano T and Taketani Y. Preimplantation exposure to bisphenol A advances postnatal development. *Reprod Toxicol* 15, 71-4, 2001.
 46. Ikezuki Y, Tsutsumi O, Takai Y, Kamei Y and Taketani Y. Determination of bisphenol A concentrations in human biological fluids reveals significant early prenatal exposure. *Hum Reprod* 17, 2839-41, 2002.
 47. Kurosawa T, Hiroi H, Tsutsumi O, Ishikawa T, Osuga Y, Fujiwara T, Inoue S, Muramatsu M, Momoeda M and Taketani Y. The activity of bisphenol A depends on both the estrogen receptor subtype and the cell type. *Endocr J* 49, 465-71, 2002.
 48. Nakagawa S, Koga K, Kugu K, Tsutsumi O and Taketani Y. The evaluation of the sentinel node successfully conducted in a case of malignant melanoma of the vagina. *Gynecol Oncol* 86, 387-9, 2002.
 49. Osuga Y, Koga K, Tsutsumi O, Yano T, Maruyama M, Kugu K, Momoeda M and Taketani Y. Role of laparoscopy in the treatment of endometriosis-associated infertility. *Gynecol Obstet Invest* 53 Suppl 1, 33-9, 2002.
 50. Takeuchi T and Tsutsumi O. Serum bisphenol A concentrations showed gender differences, possibly linked to androgen levels. *Biochem Biophys Res Commun* 291, 76-8, 2002.



Department of Pediatrics / Developmental Pediatrics

Outline and Research Objectives

Department of Pediatrics was founded in 1889 and continued its activity for 113 years. This is the oldest Pediatrics and has been the leader of Pediatrics in Japan. Many pediatricians received the training in our department and went to all over and out of Japan and worked as a leader of pediatrician in a lot of Japanese Medical School in the University, central and local hospitals and clinics.

The health problems of children and youth have changed historically in Japan. In the late 19th century, one of five children died as infectious diseases such as dysentery, pneumonia, diphtheria, and whooping cough. Now, few children die due to the diseases. The leading causes of death for children are perinatal problems for babies, injuries, congenital anomalies, malignant neoplasms, and congenital heart diseases. Many of these diseases have genetic background in their pathogenesis. Thus, the research objectives have greatly changed. Now, they are to clarify the molecular pathogenesis of these difficult diseases and to find safe and effective therapies for them and to find the way to promote the body and heart health of children in our Pediatrics.

Pediatrics covers all the issues in children and youth. Thus, our department studies almost all the issues about children and youth. Now, we have six active study groups such as Nephrology, Hematology and Oncology, Cardiology, Immunology and Allergy, Endocrinology and Metabolism, and Neurology. The main subjects of the research are 1) Identification of the molecular pathogenesis of renal tubular disorders, 2) Clarification and characterization of the genes which cause leukemia and neuroblastoma, 3) Role of hemodynamic factors on pulmonary hypertension complicated with congenital heart diseases, 4) Epidemiological survey and nationwide registry of primary immunodeficiency diseases and the efficacy of immunotherapy for cancer using peripheral dendritic cells, 5) Molecular and functional analysis of the genes for inherited endocrine and metabolic diseases, and 6) Pathogenesis of peroxisome biogenesis disorders. The details of the research projects are described below.

We have been the local registration center for children's cancer in Kantou-district. This helps and promotes the basic research in the fields of Hematology and Oncology in our Pediatrics.

Faculties and Students

Professor and Chair	Takashi Igarashi, M.D., Ph.D. (2000-)
Associate Professors	Tsutomu Iwata, M.D., Ph.D.
Lecturers	Yasuhide Hayashi, M.D., Ph.D. Masaru Takamizawa, M.D., Ph.D. Hitoshi Kato, M.D., Ph.D. Takashi Sekine, M.D., Ph.D. Yoichi Sakakihara, M.D., Ph.D.

Associates	15
Postdoctoral Fellow	4
Graduate student	18
Research student.....	3
Secretary	3

Past Research and Major Accomplishments

Nephrology

- 1) Molecular pathogenesis of Dent's disease, proximal renal tubular acidosis and renal hypouricemia: feedback from bench to clinics.
- 2) The mechanisms of post-diarrheal hemolytic uremic syndrome (HUS).
- 3) Molecular identification of the proximal tubular transporters that excrete drugs from the kidney.

Hematology and Oncology

- 1) Identification of *HOXD11*, *HOXA13* and *HOXC11* genes as partner genes of *NUP98* in t (2;11)-, t (7;11)- and t (11;12)- acute myeloid leukemias.
- 2) Molecular analysis of tumor suppressor genes in neuroblastoma.

Cardiology

- 1) Role of hemodynamic factors on pulmonary hypertension complicated with congenital heart diseases.
- 2) Development of coronary artery from cardiac neural crest cells.
- 3) Effect of epoprostenol on severe port pulmonary hypertension complicated with biliary atresia.
- 4) Historical review of Kawasaki disease: When Kawasaki disease started in Japan?

Immunology and Allergy

- 1) Epidemiological survey and nationwide registry of primary immunodeficiency diseases.
- 2) The efficacy of immunotherapy for cancer using peripheral dendritic cells.
- 3) The effective and safe simultaneous administration of several vaccines in a short period of time before liver transplantation and their administration under immunosuppressive conditions after transplantation.
- 4) Prospective study of atopic status in infants of the cohort in Tokyo, Japan.
- 5) Epidemiology of bronchial asthma among children in rural and urban area in Bangladesh.

Endocrinology and Metabolism

- 1) Molecular and functional analysis of the genes for several inherited endocrine and metabolic diseases including the glutamate dehydrogenase gene in congenital hyperinsulinism hyperammonemia syndrome, glucose-6-phosphatase gene in glycogen storage disease type 1a, CREB-binding protein in Rubinstein-Taybi syndrome, hepatocyte nuclear factor-1b in maturity-onset diabetes of the young type 5.

Neurology

- 1) Pathogenesis of peroxisome biogenesis disorders: Altered lipid metabolism in peroxisome-defective cells.
- 2) The genetic analysis of Japanese patients with spinal muscular atrophy.
- 3) The analysis of pathophysiology of epileptic syndrome and higher brain function in children by magnetoencephalography.
- 4) Development of communication tool for patients with spinal muscular atrophy.

Current Research

Nephrology

- 1) Molecular and functional analysis of various ion transporters such as Cl channels, Na⁺/HCO₃⁻ cotransporter, URAT1, barttin, and H⁺-ATPase.

- 2) Molecular and functional analysis of LMX1B in nail patella syndrome and hepatocyte nuclear factor-1 β in MODY5.
- 3) The mechanisms of post-diarrheal HUS.

Hematology and Oncology

- 1) Identification of *HOXD11*, *HOXA13* and *HOXC11* genes as partner genes of *NUP98* in t (2;11)-, t (7;11)- and t (11;12)- acute myeloid leukemias.
- 2) Molecular analysis of tumor suppressor genes in neuroblastoma.

Cardiology

- 1) Role of hemodynamic factors on pulmonary hypertension complicated with congenital heart diseases.
- 2) Development of coronary artery from cardiac neural crest cells.

Immunology and Allergy

- 1) Epidemiological survey and nationwide registry of primary immunodeficiency diseases.
- 2) The efficacy of immunotherapy for cancer using peripheral dendritic cells.
- 3) Prospective study of atopic status in infants of the cohort in Tokyo, Japan.
Epidemiology of bronchial asthma among children in rural and urban area in Bangladesh.
- 5) Analysis of the function of basophils in allergic diseases.

Endocrinology and Metabolism

- 1) Molecular and functional analysis of the genes for several inherited endocrine and metabolic diseases including the glutamate dehydrogenase gene in congenital hyperinsulinism hyperammonemia syndrome, glucose-6-phosphatase gene in glycogen storage disease type 1a, CREB-binding protein in Rubinstein-Taybi syndrome, hepatocyte nuclear factor-1b in maturity-onset diabetes of the young type 5.

Neurology

- 1) Pathogenesis of peroxisome biogenesis disorders- Altered lipid metabolism in peroxisome-defective cells.
- 2) The analysis of pathophysiology of epileptic syndrome and higher brain function in children by magnetoencephalography.
- 3) Development of communication tool for patients with spinal muscular atrophy.

Future Prospects

Nephrology

- 1) Molecular and functional analysis of various renal transporter disorders.
- 2) Identification of the genes for minimal change nephrotic syndrome.

Hematology and Oncology

- 1) Identification and characterization of *HOXD11*, *HOXA13* and *HOXC11* genes as partner genes of *NUP98* in t (2;11)-, t (7;11)- and t (11;12)- acute myeloid leukemias.
- 2) Molecular analysis of tumor suppressor genes in neuroblastoma.

Cardiology

- 1) Role of hemodynamic factors on pulmonary hypertension complicated with congenital heart diseases.
- 2) Development of coronary artery from cardiac neural crest cells.

Immunology and Allergy

- 1) Epidemiological survey and nationwide registry of primary immunodeficiency diseases.
- 2) The efficacy of immunotherapy for cancer using peripheral dendritic cells.
- 3) Prospective study of atopic status in infants of the cohort in Tokyo, Japan.
- 4) Epidemiology of bronchial asthma among children in rural and urban area in Bangladesh.
- 5) Analysis of the function of basophils in allergic diseases.

Endocrinology and Metabolism

- 1) Mutational and functional analysis of the genes for several inherited endocrine and metabolic diseases.

Neurology

- 1) Pathogenesis of peroxisome biogenesis disorders- Altered lipid metabolism in peroxisome-defective cells.
- 2) The analysis of higher brain function by magnetoencephalography.
- 3) Development of communication tool for patients with spinal muscular atrophy.

Research Grants (5 selections)

- 1) Igarashi T: Early diagnosis, management and treatment of intractable kidney and urinary tract diseases (Kodomokatei-H13-011). Ministry of Health, Labor and Welfare, 16,000,000 yen in 2001-2002.

- 2) Iwata T: The association between Urbanization and Childhood Asthma in Bangladesh. Nissan Science Foundation, 4,500,000 yen in 2000-2001, 3,600,000 yen in 2002-2003.
- 3) Hayashi Y: Analysis of molecular mechanism of cancer formation due to translocation gene by using genome information and expression profile (B-2-14370242). Ministry of Education Science, 8,800,000 yen in 2002-2004.
- 4) Hayashi Y: Gene analysis and diagnosis of intractable childhood leukemia and secondary leukemia and their application to the clinics. Ministry of Health, Labor and Welfare, 7,400,000 yen in 1996-2002.
- 5) Kato H: Role of hemodynamic factors on pulmonary hypertension complicated with congenital heart diseases (No. 09470177). Ministry of Health, Labor and Welfare, 5,300,000 yen in 1999-2001.

Select Publications

Nephrology

1. Sekine T, Cha SH, Hosoyamada M, Kanai Y, Watanabe N, Huruta Y, Hukuda K, Igarashi T, Endou H: Cloning, functional characterization and localization of a rat renal Na⁺-dicarboxylate transporter. *Am J Physiol* 275 (*Renal Physiol*. 44): F298-F305, 1998
2. Igarashi T, Günter W, Sekine T, Inatomi J, Shiraga H, Takahashi S, Suzuki J, Tsuru N, Yanagihara T, Shimazu M, Jentsch TJ, Thakker RV: Functional characterization of renal chloride channel, *CLCN5*, mutations associated with Dent's_{Japan} disease. *Kidney Int* 54:1850-1856, 1998
3. Igarashi T, Inatomi J, Sekine T, Cha SH, Kanai Y, Kunimi M, Tsukamoto K, Satoh H, Shimadzu M, Tozawa F, Mori T, Shiobara M, Seki G, Endou H: Mutations in *SLC4A4* cause permanent isolated proximal renal tubular acidosis with ocular abnormalities. *Nature Genet* 23:264-266, 1999
4. Igarashi T, Inatomi J, Wake A, Takamizawa M, Katayama H, Iwata T: Failure of pre-diarrheal antibiotics to prevent hemolytic uremic syndrome in serologically-proven *Escherichia coli* 0157:H7 gastrointestinal infection. *J Pediatr* 135: 768-769, 1999
5. Igarashi T, Inatomi J, Ohara T, Kuwahara T, Shimadzu M, Thakker RV: Clinical and genetic studies of *CLCN5* mutations in Japanese families with Dent's disease. *Kidney Int* 58: 520-527, 2000
6. Igarashi T, Inatomi J, Sekine T, Seki G, Shimadzu M, Tozawa F, Takeshima Y, Takumi T, Takahashi T, Yoshikawa N, Nakamura H, Endou H: Novel non-sense mutation in the Na⁺/HCO₃⁻ cotransporter gene (*SLC4A4*) in a patient with permanent isolated proximal renal tubular acidosis and bilateral glaucoma. *J Am Soc Nephrol* 12: 713-718, 2001
7. Usui T, Hara M, Satoh H, Moriyama N, Kagaya H, Amano S, Oshika T, Ishii Y, Ibaraki N, Hara C, Kunimi M, Noiri E, Tsukamoto K, Inatomi J,

Kawakami H, Endou H, Igarashi T, Goto A, Fujita T, Araie M, Seki G: Molecular basis of ocular abnormalities associated with proximal renal tubular acidosis. *J Clin Invest* 108: 107-115, 2001

8. Kuwahara M, Iwai K, Ooeda T, Igarashi T, Ogawa E, Katsushima Y, Shinbo I, Uchida S, Terada Y, Fujiwara TM, Arthus MF, Lonergan M, Bicher DG, Marumo F: Three families with autosomal dominant nephrogenic diabetes insipidus caused by aquaporin-2 mutations in the C-terminus. *Am J Human Genetics* 69: 738-748, 2001
9. Norden AGW, Lapsley M, Christensen EI, Igarashi T, Matsuyama T, Shiraga H, Kelleher CL, Lee P, Scheinman SJ, Thakker RV, Unwin RJ, Verroust P, Wrong O, Moestrup S: Urinary megalin deficiency implicates abnormal tubular endocytic receptor trafficking in the Fanconi syndrome. *J Am Soc Nephrol* 13: 125-133, 2002
10. Chandler WL, Jelacic S, Boster D, Ciol M, Watkins S, Igarashi T, Tarr PI: Prothrombotic coagulation abnormalities preceding the hemolytic uremic syndrome. *New Eng J Med* 246: 23-32, 2002
11. Enomoto A, Kimura H, Chairoungdua A, Shigeta Y, Jutabha P, Cha SH, Hosoyamada M, Takeda M, Sekine T, Igarashi T, Matsuo H, Kikuchi Y, Oda T, Ichida K, Hosoya T, Shimokata K, Niwa T, Kanai Y, Endou H: Molecular identification of a renal/urate/anion exchanger that regulates blood urate levels. *Nature* 417: 447-452, 2002

Hematology and Oncology

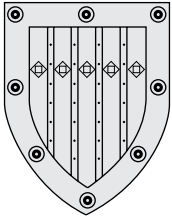
12. Futatani T, Miyawaki T, Tsukada S, Hashimoto S, Kunikata T, Arai S, Kurimoto M, Niida Y, Matsuoka H, Sakiyama Y, Iwata T, Tsuchiya S, Tatsuzawa O, Yoshizaki K, Kishimoto T: Deficient expression of Bruton's tyrosine kinase in monocytes from X-linked agammaglobulinemia as evaluated by a flow cytometric analysis and its clinical application to carrier detection. *Blood* 15:595-602, 1998
13. Ishiguro A, Ishikita T, Shimbo T, Matsubara K, Baba K, Hayashi Y, Naritaka S, Nakahata T: Elevation of serum thrombopoietin precedes thrombocytosis in Kawasaki disease. *Thromb Haemost* 79:1096-1100, 1998
14. Kitabayashi I, Ida K, Morohoshi F, Yokoyama A, Mitsuhashi N, Shimizu K, Nomura N, Hayashi Y, Ohki M: The AML1-MTG8 leukemic fusion protein forms a complex with a novel member of the MTG8 (ETO/CDR) family, MTGR1. *Mol Cell Biol* 18:846-858, 1998
15. Miyagawa K, Kent J, Moore A, Charliou JP, Little MH, Williamson KA, Kelsey A, Brown KW, Hassam S, Briner J, Hayashi Y, Hirai H, Yazaki Y, van Heyningen V, Hastie ND: Loss of WT1 function leads to ectopic myogenesis in Wilms' tumour. *Nat Genet* 18:15-17, 1998
16. Taki T, Shibuya N, Taniwaki M, Hanada R, Morishita K, Bessho F, Yanagisawa M, Hayashi Y: ABI-1, a human homolog to mouse Abl-interactor 1,

fuses the MLL gene in acute myeloid leukemia with t(10;11)(p11.2;q23). *Blood* 92:1125-1130, 1998

17. Takita J, Hayashi Y, Nakajima T, Adachi J, Tanaka T, Yamaguchi N, Ogawa Y, Hanada R, Yamamoto K, Yokota J: The p16 (CDKN2A) gene is involved in the growth of neuroblastoma cells and its expression is associated with prognosis of neuroblastoma patients. *Oncogene* 17:3137-3143, 1998
18. Yamamoto K, Hanada R, Kikuchi A, Ichikawa M, Aihara T, Oguma E, Moritani T, Shimanuki Y, Tanimura M, Hayashi Y: Spontaneous regression of localized neuroblastoma detected by mass screening. *J Clin Oncol* 16:1265-1269, 1998
19. Bessho F: Incidence of neuroblastoma. *The Lancet* 353: 70, 1999
20. Kawa K, Ohnuma N, Kaneko M, Yamamoto K, Etoh T, Mugishima H, Ohira M, Yokoyama J, Bessho F, Honna T, Yoshizawa J, Nakada K, Iwafuchi M, Nozaki T, Mimaya J, Sawada T, Nakamura T, Miyata H, Yamato K, Tsuchida Y: Long-term survivors of advanced neuroblastoma with MYCN amplification; a report of 19 patients surviving disease-free for more than 66 months. *J Clin Oncol* 17:3216-3220, 1999
21. Taki T, Ohnishi H, Shinohara K, Sako M, Bessho F, Yanagisawa M, Hayashi Y: AF17q25, a putative septin family gene, fuses the MLL gene in acute myeloid leukemia with t(11;17)(q23;q25). *Cancer Res* 59: 4261-4265, 1999
22. Taki T, Kano H, Taniwaki M, Sako M, Yanagisawa M, Hayashi Y: AF5q31, a newly identified AF4-related gene, is fused to MLL in infant acute lymphoblastic leukemia with ins(5;11)(q31;q13q23). *Pro Nat Acad Sci USA* 96: 14535-14540, 1999
23. Hayashi Y, Honma Y, Niitsu N, Taki T, Bessho F, Sako M, Mori T, Yanagisawa M, Tsuji K, Nakahata T: SN-1, a novel leukemic cell line with t(11;16)(q23;p13): Myeloid characteristic and resistance to retinoids and vitamin D₃. *Cancer Res* 60:1139-1145, 2000
24. Toyoda Y, Manabe A, Tsuchida M, Hanada R, Ikuta K, Okimoto Y, Ohara A, Ohkawa Y, Mori T, Ishimoto K, Satoh T, Kaneko T, Maeda M, Koike K, Shitara T, Hoshi Y, Hosoya R, Tsunematsu Y, Bessho F, Nakazawa S, Saito T for the Acute Lymphoblastic Leukemia Committee of the Tokyo Children's Cancer Study Group: Six months of maintenance chemotherapy after intensified treatment for acute lymphoblastic leukemia of childhood. *J Clin Onco* 18:1508-1516, 2000
25. Chen YZ, Soeda E, Yang HW, Takita J, Chai L, Horii A, Inazawa J, Ohki M, Hayashi Y: Homozygous deletion in a neuroblastoma cell line defined by a high density STS map spanning human chromosome band 1p36. *Genes Chromosomes & Cancer* 31:326-332, 2001
26. Jamal R, Taketani T, Taki T, Bessho F, Hongo T, Hamaguchi H, Horiike S, Taniwaki M, Hanada R, Nakamura H, Hayashi Y: Co-duplication of the MLL and FLT3 gene in patients with acute myeloid

- leukemia. *Genes Chromosomes & Cancer* 31: 187-190, 2001
27. Niitsu N, Hayashi Y, Honma Y: Downregulation of MLL-CBP fusion gene expression is associated with differentiation of SN-1 cells with t (11;16)(q23;p13). *Oncogene* 20: 375-384, 2001
 28. Shibuya N, Taki T, Mugishima H, Chin M, Tsuchida M, Sako M, Kawa K, Ishii E, Miura I, Yanagisawa M, Hayashi Y: t (10; 11)-acute leukemias with MLL-AF10 and MLL-ABI1 chimeric transcripts; specific expression patterns of ABI1 gene in leukemia and solid tumor cell lines. *Genes Chromosomes & Cancer* 32:1-10, 2001
 29. Takita J, Yang HW, Chen YY, Hanada R, Yamamoto K, Teitz T, Kidd V, Hayashi Y: Allelic imbalance on chromosome 2q and alterations of the caspase 8 gene in neuroblastoma. *Oncogene* 19:4424-4432, 2001
 30. Tatsumi K, Taki T, Taniwaki M, Nakamura H, Taguchi J, Chen YZ, Bessho F, Yanagisawa M, Hayashi Y: The CDCREL1 gene fused to MLL in de novo acute myeloid leukemia with t (11;22)(q23;q11.2) and its frequent expression in myeloid leukemia cell lines. *Genes Chromosomes & Cancer* 30:230-235, 2001
 31. Yang HW, Chen YZ, Takita J, Soeda E, Piao HY, Hayashi Y: Genomic structure and mutational analysis of the human KIF1B gene which is homozygously deleted in neuroblastoma at chromosome 1p36.2. *Oncogene* 16:5075-5083, 2001
 32. Zhao C, Takita J, Tanaka Y, Setou M, Nakagawa T, Takeda S, Yang HW, Terada S, Nakata T, Takei Y, Saito M, Tsuji S, Hayashi Y, Hirokawa N: Charcot-Marie-Tooth disease type 2A caused by mutation in a microtubule motor KIF1B β . *Cell* 105:587-597, 2001
 33. Ono R, Taki T, Taketani T, Kawaguchi H, Taniwaki M, Okamura T, Kawa K, Hanada R, Kobayashi M, Hayashi Y: SEPTIN6, a human homologue to mouse Septin6, is fused to MLL in infant acute myeloid leukemia with complex chromosomal abnormalities involving 11q23 and Xq24. *Cancer Res* 62:333-337, 2002
 34. Ono R, Taki T, Taketani T, Taniwaki M, Kobayashi H, Hayashi Y: LCX, leukemia-associated protein with a CXXC domain, is fused to MLL in acute myeloid leukemia with trilineage dysplasia having t (10;11)(q22;q23). *Cancer Res* 62:4075-80, 2002
 35. Taketani T, Taki T, Shibuya N, Ito E, Kitazawa J, Terui K, Hayashi Y: The HOXD11 gene is fused to the NUP98 gene in acute myeloid leukemia with the t (2;11)(q31;p15). *Cancer Res* 62:33-37, 2002
 36. Taketani T, Taki T, Ono R, Kobayashi Y, Ida K, Hayashi Y: The t (7;11)(p15;p15) in acute myeloid leukemia results in fusion of the NUP98 gene with a HOXA cluster gene, HOXA13, but not HOXA9. *Genes Chromosomes & Cancer* 34:437-443, 2002
 37. Uno K, Takita J, Yokomori K, Tanaka Y, Ohta S, Shimada H, Gilles FH, Sugita K, Abe S, Sako M, Hashizume K, Hayashi Y: Aberrations of the hSNF5/INI1 gene are Restricted to malignant rhabdoid tumors or atypical teratoid/rhabdoid tumors in pediatric solid tumors. *Genes Chromosomes & Cancer* 34:33-41, 2002
- ### Cardiology
38. Shibuya K, Bigras JL, McCrindle BW, Newman A, Smallhorn JF: Normal values in children for myocardial ultrasonic tissue characterization by integrated backscatter. *Echocardiography* 15:353-361, 1998
 39. Ishiguro A, Ishikita T, Shimbo T, Matsubara K, Baba K, Hayashi Y, Naritaka S, Nakahata T: Elevation of serum thrombopoietin precedes thrombocytosis in Kawasaki disease. *Thromb Haemo* 79:1096-1100, 1998
 40. Shibuya N, Shibuya K, Kato H, Yanagisawa M: Kawasaki disease before Kawasaki at Tokyo University Hospital. *Pediatrics* 110: e17, 2002
- ### Immunology and Allergy
41. Takamizawa M, Rivas A, Fagnoi F, Benike C, Kosek J, Hayakawa H, Engleman EG: Dendritic cells that process and present nominal antigens to naïve T lymphocytes are derived from CD2⁺ precursors. *J Immunol* 158: 2134-2142, 1997
 42. Cui SH, Tanabe F, Terunuma H, Iwatani Y, Nunoi H, Agematsu K, Komiyama A, Nomura A, Hara T, Onodera T, Iwata T, Ito M: A thiol proteinase inhibitor, E-64-d, corrects the abnormalities in concanavalin-A cap formation and the lysosomal enzyme activity in leucocytes from patients with Chediak-Higashi syndrome by reversing the down-regulated protein kinase C activity. *Clin Exp Immunol* 125:283-290, 2001
 43. Yoshimura C, Yamaguchi M, Iikura M, Izumi S, Kudo K, Nagase H, Ishii A, Walls AF, Ra C, Iwata T, Igarashi T, Yamamoto K, and Hirai K: Activation markers of human basophils: CD69 expression is strongly and preferentially induced by IL-3. *J Allergy Clin Immunol* 109: 817-823, 2002
- ### Endocrinology and Metabolism
44. Goto M, Taki T, Sugie H, Miki Y, Kato H, Hayashi Y: A novel mutation in the glucose-6-phosphatase gene in Korean twins with glycogen storage disease type 1a. *J Inherit Metab Dis* 23:851-852, 2000
 45. Miki Y, Taki T, Ohura T, Kato H, Yanagisawa M, Hayashi Y: Novel missense mutations in the glutamate dehydrogenase gene in the congenital hyperinsulinism hyperammonemia syndrome. *J Pediatr* 136:69-72, 2000
- ### Neurology
46. Kobayashi K, Nakahori Y, Miyake M, Matsunuma K, Kondo-Iida, E, Nomura Y, Segawa M, Yoshioka M, Saito K, Osawa M, Hamano K, Sakakihara Y, Nonaka I, Nakagome Y, Kanazawa I, Nakamura Y, Tokunaga K, Toda T: An ancient retrotransposal insertion causes Fukuyama-type congenital muscular dystrophy. *Nature* 394:388-392, 1998

47. Kubota M, Takeshita K, Sakakihara Y, Yanagisawa M: Magnetoencephalographic study of giant somatosensory evoked responses in patients with rolandic epilepsy. *J Child Neurol* 15: 370-379, 2000
48. Kurachi Y, Oka A, Itoh M, Mizuguchi M, Hayashi M, Takashima S: Distribution and development of CLN2 protein, the late-infantile neuronal ceroid lipofuscinosis gene product. *Acta Neuropathol* 102:20-26, 2001
49. Tatsumi K, Saito M, Lin B, Iwamori M, Ichiseki H, Shimozawa N, Kamoshita S, Igarashi T, Sakakihara Y: Enhanced expression of a-series gangliosides in fibroblasts of patients with peroxisome biogenesis disorders. *Biochim Biophys Acta* 1535:285-293, 2001
50. Saito M, Fukushima Y, Tatsumi K, Bei L, Fujiki Y, Iwamori M, Igarashi T: Molecular cloning of Chinese hamster ceramide glucosyltransferase and its enhanced expression in peroxisome-defective mutant Z65 cells. *Arch Biochem Biophys* 403:171-178, 2002



Department of Pediatric Surgery / Department of Pediatric Oncology

Outline and Research Objectives

The history of Department of Pediatric Surgery is not long in University of Tokyo. It first started as a clinical department of University of Tokyo Hospital in 1971. In 1989 it became a department in The Faculty of Medicine and then transferred to The Graduate School of Medicine as a part of the change of the system. So the duration of research in our department is not long. Also we have only few staff in our department. However, we have continued research very intensively by collaboration with other departments in The Graduate School of Medicine, University of Tokyo, and other institutes in Japan and abroad.

Our main themes of research are in three areas, namely transplantation medicine, developmental biology of congenital anomalies and fetal surgery, and immunology of intestine.

Department of Pediatric Oncology was separated from Department of Pediatric Surgery when the system changed, and Graduate School of Medicine became the major. Before that, studies concerning pediatric oncology was done in the Department of Pediatric Surgery and also in the Department of Pediatrics. Now as a system, Department of Pediatrics is separated from the Department of Pediatric Oncology, the group of pediatric oncology in the Department of Pediatrics actually works with the Department of Pediatric Oncology, and constitutes a part of the department.

Pediatric malignancies are very special and consist only a very small part of all the malignancies considering the number of patients. However, because of their peculiarities, they have some privileges and advantages. For example, about the theory of oncogenesis, famous "two-hit theory" by Knudson was first proposed for pediatric malignancies, retinoblastoma and neuroblastoma. It is because that the mechanism of oncogenesis in these tumors is very simple compared to that of adult malignancies. Also the "multi-disciplinary treatment" of malignant diseases first successfully introduced to malignant solid tumors in infancy and children. So the study of pediatric oncology is very important and it has possibility of break-through in the study of oncology general. Now we mainly study oncogenes related to pediatric malignancies especially neuroblastoma, and immuno-therapy of cancer using dendritic cells.

Faculties and Students

Professor and Chair	Kohei Hashizume, M.D.,Ph.D. (since 1997)
Lecturer	Yutaka Kanamori, M.D.,Ph.D. (Yasuhide Hayashi, M.D.,Ph.D.)
Associates	3
Graduate Students	4
Secretary	2

Past Research and Major Accomplishments

In the area of transplantation medicine, we started clinical living-related liver transplantation with the Department of Artificial Organ and Transplantation and have operated about 100 pediatric cases. Associate Professor Kawarasaki in our department who was in charge in liver transplantation moved to Jichi Medical School in 2001. So we stopped clinical

liver transplantation in pediatric cases. But we continue research in this area now. We studied immunological tolerance using rat heart transplantation model, and found that donor specific transfusion induce immunological tolerance. Then we analyzed rat serum after donor specific transfusion using liquid chromatography. We found three kinds of proteins that have a function of immunosuppression. Especially one of those 3 protein, MAY-1 is a completely new protein with 234 amino acid and has a possibility of usage as a immunosuppression drug in clinical transplantation.

We studied small bowel transplantation using a model of small bowel transplantation with a free graft of newborn intestine into the recipient's omentum. In this model we showed good neovascularization and histologically mature intestine after the transplantation. We also showed the near normal motility and absorption in this transplanted intestine. In short-boweled rats, transplantation of newborn intestine

could restore the weight loss and could save the lives of these short-boweled rats. Also cryopreserved newborn intestine could function as good as fresh intestine after transplantation.

We also studied warm ischemia-reperfusion injury of the liver in rat model. We showed that pretreatment of the liver with cyclosporine reduce damage to the liver, but pretreatment with FTY720 rather prolong damage to the liver. So pretreatment with immuno-suppressive drugs of the liver does not universally beneficial for the prevention of warm ischemia-reperfusion injury.

In the area of developmental biology of congenital anomalies and fetal surgery, we very intensively studied congenital diaphragmatic hernia (CDH) using rat model induced by a drug nitrofen. CDH is one of the most difficult to treat congenital anomalies with high mortality. Until recently its experimental study was done using only sheep model that is made by fetal surgery. The problem is that the fetal surgery can be done only in late phase of pregnancy, many features of this model is quite different from that of human CDH. We noticed rat CDH induced by administration of nitrofen to pregnant rat. The CDH by this method develop at very early stage of fetal development and very similar to human CDH. First we showed clearly that hypoplasia of the lungs develop by CDH, and spreading of surfactant phospholipids in the alveolar cells to the lumen of alveoli is strongly impaired in fetuses with CDH. Then we studied the effects of fetal surgery to lung hypoplasia in CDH. We developed experimental model of tracheal ligation in rat CDH model. Using this model, we showed that tracheal ligation can overcome the hypoplasia of the lungs induced by CDH. By ligation of the trachea the lungs grow very rapidly, and the weight, contents of protein and DNA of the lungs, and histological structure normalize. By this experiment we clearly showed that tracheal ligation can overcome the hypoplasia of the lungs in CDH, and that this simple fetal surgery can same the lives of babies with CDH and severe hypoplasia of the lungs whom it is very difficult to treat after birth.

We also developed another new model of congenital anomaly in a species of amphibian, *Cynopus pyrrhogaster*. We succeeded to produce split cord malformation in *Cynopus* embryos experimentally incising a part of neural plate and notochord. With this procedure, fistulae developed between endoderm and ectoderm, and in some cases endodermal or neural cysts developed. This experiment shed light to the cause of split notochord syndrome and also duplication of intestine.

In the area of immunology of intestine, Kanamori first described novel lymphoid tissues, cryptopatch in murine intestinal mucosa in 1996. Then we studied human intestinal mucosa for the existence of lymphoid tissues corresponding to the cryptopatch in

mouse. We could not show the existence of such lymphoid tissues in human. So we turned to study the functions of already known lymphoid tissues in human if they have functions corresponding to cryptopatch in mouse and compensate the absence of that. Using surgical specimens of jejunum of infants, we looked for lymphoid tissues in the mucosa of the jejunum, and examined the distribution of these tissues. We found Peyer's patches and isolated lymphoid follicles. Peyer's patches distributed in antimesenteric area, but isolated lymphoid follicles distributed irregularly all through the surface of the mucosa, and in these isolated lymphoid follicles CD19 positive and CD3 positive lymphoid cells are distributed.

We introduced new synbiotics therapy to various intestinal conditions in children, namely short bowel syndrome, inflammatory bowel diseases, and pseudo-Hirschsprung disease. We administered two types of probiotics (*Bifidobacterium brevis* and *Lactobacillus casei*) together with prebiotic (galactooligosaccharides) to these patients. After the introduction of this therapy, the patients' clinical conditions dramatically improved. Feces became more solid and less foul-smelling, the patients got weight, abnormal dilatation of the intestine improved, and frequency of bacterial translocation decreased. We also showed change of bacterial flora of feces. Those two types of probiotics became the main flora, and the number of pathogenic bacteria dramatically decreased.

In the area of pediatric oncology, we started our study of pediatric oncology in the field of histochemistry. We studied expression of multi-drug resistance related protein, P-glycoprotein in neuroblastoma cells. Surprisingly, it was shown that high expression of P-glycoprotein was related to better prognosis of patients. It looks paradoxical, but we also found in normal adrenal medulla cells, P-glycoprotein is expressed. So high expression of P-glycoprotein in neuroblastoma means rather well-differentiation of these tumors, and consequently better prognosis. Our result was confirmed later by other publications.

Recently we are concentrated in the study of oncogene in pediatric malignancies, especially neuroblastoma and Wilms tumor. It is well known that neuroblastomas whose cells show chromosome 1p deletion have poor prognosis. We intensively looked for probable oncogene in this region, but it has not yet discovered. There was one great side product of this project. In this region we found kinesin superfamily motor protein KIF1B, and it was shown loss-of-function mutation in the motor domain of the KIF1B gene causes Charcot-Marie-Tooth disease type 2A. We studied expression, LOH, and mutation of p73 gene that is mapped to 1p36. We found aberrant expression of p73 is significantly higher in advanced-stages neuroblastoma, but no homozygous deletion of p73 was

found in any of the sample. So we conclude p73 is less involved in the development but involved in the progression of neuroblastoma. We also studied other genes mapped in other chromosomes because other chromosome anomalies other than 1p deletion are related to prognosis of neuroblastoma. For example, 17q gain is known to relate to poor prognosis. We studied survivin mapped to 17q25, which is a member of inhibitor of apoptosis proteins (IAPs). We found high expression of survivin is a strong prognostic indicator for the advanced stage neuroblastomas, and there is a possibility that it is one of the candidate genes for the 17q gain.

In the study of Wilms tumor, we found a novel WT1 gene mutation in a patient with Wilms tumor, male hermaphroditism, but without renal disease. The mutation was at intron 7 in tumor cells and also germ line cells. This mutation is thought to produce truncated WT1 protein, and it is related to the genitourinary anomalies and genesis of Wilms tumor in this patients. Also the clinical course of this patient was rather atypical for Wilms tumor in general, and we think this peculiar mutation should influence the course of the disease.

Other than neuroblastoma and Wilms tumor, we studied hepatoblastoma. We examined mutation of beta-catenin in the tumors of 68 cases of hepatoblastoma. We found mutation of beta-catenin in 44 (65%) tumors. In these 44, 9 was point mutation, 35 was deletion mutation. We also studied the expression of beta-catenin by histochemistry. We found beta-catenin is accumulated in the nuclei of tumor cells, and in these cases with beta-catenin accumulation, cyclin D1 was also accumulated in the nuclei. We conclude that in hepatoblastoma because of frequent mutation of beta-catenin gene, beta-catenin protein accumulates in the nuclei and cause activation of cyclin D1, that results growth or progression of the tumor. We also found beta-catenin accumulation in the nuclei of two cases of hepatic adenoma. In one of these 2 cases, mutation of beta-catenin gene was found. This is the first report of beta-catenin mutation in the case of hepatic adenoma, and we think it shed light to the genesis of hepatic adenoma and its relation to hepatoblastoma.

Current Research

In the area of transplantation medicine, our main themes are prevention of ischemia-reperfusion injury in liver transplantation, and development of safer method in transplantation of small bowel. In the former theme, we developed partial liver transplantation model in rat, and studying the effect of gene introduction to the graft. In the preliminary study, we got promising effect of gene introduction. In transplan-

tation of small intestine, we have succeeded in the transplantation of cryopreserved newborn intestine, but found cryopreservation had no effect on antigenicity of the graft. So we are studying methods to reduce the antigenicity of the intestinal graft to improve the survival of intestinal transplantation.

In the area of developmental biology of congenital anomalies and fetal surgery, we are doing experimental fetal surgery of tracheal obstruction using lambs. We developed new laryngoscope specially designed for the obstruction of trachea of fetal lambs using balloon. We have successfully introduced balloon into fetal trachea, and have shown growth of the lungs after the introduction of balloon.

In the area of immunology of intestine, we are studying the cells found in isolated lymphoid follicles in the mucosa of infants, their characters, development, and migration. We are considering of using probiotics in wider varieties of diseases, for example patients in PICU who receive rather intensive antibiotics therapy and are prone to develop bacterial translocation and sepsis.

In Pediatric Oncology Department, we continue the search of tumor suppressor gene of neuroblastoma suspected to reside in chromosome 1p. We have established cell line of Wilms tumor with WT1 mutation. This cell line has morphological features of stromal cell and epithelial cell. Using this cell line, we are considering to do a study concerning the factors that determine the differentiation of the tumor. Wilms tumor shows a very wide variety of histology. In some tumors, histology is almost universally epithelial, but in other tumors, they show stroma-dominant histology with only small part of epithelium. Because the histological type relate to the prognosis of the tumor, we can know the factors related to prognosis, if we can find out factors that determine the histological features of the tumor.

Concerning the therapy of malignant tumors in children, we are doing a research of immunotherapy using dendritic cells. Immunotherapy using dendritic cells is not studied fully in malignant tumors in children. However, it is well known that neuroblastoma cells show strong tumor-specific antigen, and spontaneous regression of neuroblastoma is well documented. So we think immunotherapy of neuroblastoma is promising. We found using OK-432, dendritic cells can be activated, and CTL can be induced. We want to test this method using target of neuroblastoma cells.

Compared to neuroblastoma and Wilms tumor, genetic and molecular study of hepatoblastoma is retarded. It is necessary to examine genes related to genesis and progression of hepatoblastoma. To examine many kind of genes, gene chip is very effective method, and we are collaborating with Research Center for Advanced Science and Technology of University of Tokyo. Using this method and compar-

ing gene expression profiles of hepatoblastoma, normal liver, and cirrhotic liver, we have found some genes that specifically expressed in hepatoblastoma.

Future Prospects

One very important aspect of study in our department is establishment of new area of medicine "fetology". To know and to treat patients with various congenital anomalies, it is mandatory to know fetal development of normal baby and babies with congenital anomalies. Development of imaging methods in these ten years is enormous. However, we need not only information of structures of fetuses, but also functions of various organs during fetal life. With the development of new technology which will make it possible, we can know the physiology of fetus and the effects of fetal conditions to the health after birth in children and adults.

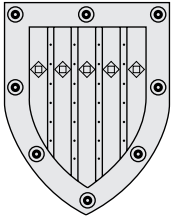
In this 20 years, prognosis of pediatric malignancies in general has improved dramatically. However there are small fraction of patients whose tumors are very resistant to standard treatment, and are apt to recur after a short period of remission. These tumors probably has some genetic characteristics, and if we can find out some of these characteristics, we can improve the method of therapy and also can improve the prognosis of these patients.

Select Publications

1. Yoshida Y, Kobayashi E, Nozawa M, Uchida H, Fujimura A, Yamanaka T, Miyata M, Hepatic lymphocyte transplantation in hyperbilirubinemic guinea pigs. *Eur Surg Res* 32 (4) : 223-227, 2000
2. Kitano Y, Ruchelli E, Weiner S, Adzick N S. Hepatic Mesenchymal Hamartoma associated with mesenchymal stem villous hyperplasia of the placenta. *Fetal Diagn Therap* 15 : 134-138, 2000
3. Oida T, Suzuki K, Nanno M, Kanamori Y, Saito H, Kubota E, Kato S, Itoh M, Kaminogawa S, Ishikawa H. Role of gut cryptopatches in early extrathymic maturation of intestinal intraepithelial T cells. *J Immunol* 164 : 3616-3626, 2000
4. Kitano Y, Flake AW, Quinn T M, Kanai M, Davies P, Sablich T J, Schneider C, Adzick N S, von Allmen DLung growth induced by tracheal occlusion in the sheep is augmented by airway pressurization. *J Pediatr Surg* 35 : 216-222, 2000
5. Komuro H, Makino S, Tahara K. Choledochal cyst associated with duodenal obstruction. *J Pediatr Surg* 35(8) : 1259-62, 2000
6. Milner R, Kitano Y, Olutoye O, Flake A W, Adzick N S. Radiofrequency thermal ablation (RTA): a potential treatment for hydropic fetuses with a large chest mass. *J Pediatr Surg* 35 : 386-389, 2000
7. A K, Kitano Y, Kriss A, Hensley H, Bergery P, Flake A, Hubbard A, Leigh Jr J S. In vivo, in utero microscopic magnetic resonance imaging: application in a rat model of diaphragmatic hernia. *Magn Reson Med* 44 : 331-335, 2000
8. Islam A, Kageyama H, Hashizume K, Kaneko Y, Nakagawara A. Role of Survivin, whose gene is mapped to 17q25, in human and identification of a novel dominant-negative isoform, Survivin $\beta/2B$. *Med Pediatr Oncol* 35 : 550-553, 2000
9. Kanamori Y, Suzuki K, Oida T, Ishikawa H. Gut-associated lymphoid tissue "Cryptopatches" and intraintestinal development of murine T cells. *Mucosal Immunology Update* 3-5, 2000
10. Islam A, Kageyama H, Takada N, Kawamoto T, Takayasu H, Isogai E, Ohira M, Hashizume K, Kaneko Y, Nakagawara A. High expression of Survivin, mapped to 17q25, is significantly associated with poor prognostic factors and promotes cell survival in human neuroblastoma. *Oncogene* 19 : 617-623, 2000
11. Ohira M, Kageyama H, Mihara M, Furuda S, Machida Y, Takayasu H, Islam A, Nakamura Y, Takahashi M, Shishikra T, Kaneko Y, Toyota A, Sattori S, Sakaki Y, Ohki M, Horri A, Hayashi Y, Soeda E, Inazawa J, Seki N, Kuma H, Nozawa I, Nakagawara A. Identification and characterization of a 500-kb homozygously deleted region at chromosome 1p36.2 in a human neuroblastoma cell line. *Oncogene* 19 : 4302-4307, 2000
12. Emura T, Asashima M, Hashizume K. An Experimental Animal Model of Split Cord Malformation. *Pediatr Neurosurg* 33:283-292, 2000
13. Komuro H, Makino S, Tahara K. Laparoscopic resection of an adrenal neuroblastoma detected by mass screening that grew in size during the observation period. *Surg Endosc* 14(3) : 297, 2000
14. Kawarasaki H, Hashizume K, Makuuchi M. Live Related Pediatric Liver Transplantation. In DK Gupta (Ed.). *Textbook of Neonatal Surgery*, New Delhi, Modern Publishers, 202-206, 2000
15. Uchida H, Tanaka H, Kitoh Y, Yanagisawa K, To H, Tago K, Mizuta K, Fujimura A, Tominaga S, Hashizume K, Kobayashi E. Mechanisms of immunomodulation induced by bloodtransfusion: identification of humoral factors. *Transplant Proc* 32 (2) : 255-256, 2000
16. Ohmori M, Miyashita F, Uchida H, Kitoh Y, Tsuruoka S, Harada K, Sugimoto K, Fujimura A, Kobayashi E. Effect of erythromycin on ischemia-reperfusion injury of liver in rats. *Transplant Proc* 32 (4) : 811-814, 2000
17. Harihara Y, Makuuchi M, Kawasaki S, Hashikura Y, Kawarasaki H, Takayama T, Kubota K, Ito M, Mizuta K, Yoshino H, Hirata M, Kita Y, Sano K, Hisatomi S, Kusaka K, Hashizume K. Influence of HLA compatibility on living-related liver transplantation. *Transplant Proc* 32 : 2107, 2000
18. Harihara Y, Makuuchi M, Kawarasaki H, Takayama T, Kubota K, Ito M, Mizuta K, Yoshino H, Hirata M, Kita Y, Sano K, Hisatomi S, Kusaka K, Miura Y, Taniai N, Asato H, Nakatsuka T, Hashizume K. Living-related liver transplantation in adults compared with children. *Transplant Proc* 32 : 2160-2161, 2000

19. Harihara Y, Sano K, Makuuchi M, Kawarasaki H, Takayama T, Kubota K, Ito M, Mizuta K, Yoshino H, Hirata M, Kita Y, Hisatomi S, K, Miura Y, Hashizume K. Influence of donor age on the graft function after living-related liver transplantation. *Transplant Proc* 32 : 2164-2165, 2000
20. Harihara Y, Sano K, Makuuchi M, Kawarasaki H, Takayama T, Kubota K, Ito M, Mizuta K, Yoshino H, Hirata M, Kita Y, Hisatomi S, Kusaka K, Miura Y, Hashizume K. Correlation between graft size and necessary tacrolimus dose after living-related liver transplantation. *Transplant Proc* 32 : 2166-2167, 2000
21. Hirata M, Harihara Y, Kita Y, Hisatomi S, Miura Y, Yoshino H, Mizuta K, Ito M, Sano K, Kusaka K, Kawarasaki H, Kubota K, Takayama T, Hashizume K, Makuuchi M. Impact of HLA matching in living-related liver transplantation. *Transplant Proc* 32 : 2108-2109, 2000
22. Hirata M, Harihara Y, Hisatomi S, Miura Y, Yoshino H, Mizuta K, Ito M, Sano K, Taniyai N, Kusaka K, Kita Y, Kawarasaki H, Kubota K, Takayama T, Hashizume K, Makuuchi M. Living-related liver transplantation for patients with primary biliary cirrhosis. *Transplant Proc* 32 : 2208-2209, 2000
23. Hirata M, Harihara Y, Hisatomi S, Miura Y, Yoshino H, Mizuta K, Ito M, Sano K, Taniyai N, Kusaka K, Kita Y, Kawarasaki H, Kubota K, Takayama T, Makuuchi M. A case of esophageal variceal rupture following acute portal vein thrombosis three days after living-related liver transplantation. *Transplant Proc* 32 : 2266-2268, 2000
24. Tahara K, Uchida H, Yasunaru S, Hakamata Y, Kobayashi E. Chimeric patterns after organ transplants using green fluorescent protein-transgenic rat. *American J transplant* 1: 336, 2001
25. Kawase E, Tanaka K, Honna T, Azuma N. A case of atypical WAGR syndrome with anterior segment anomaly and microphthalmos. *Arch Ophthalmol* 119: 1855-1856, 2001
26. Utsuki T, Hashizume K, Iwamori M. Impaired spreading of surfactant phospholipids in the lungs of newborn rats with pulmonary hypoplasia as a model of congenital diaphragmatic hernia induced by nitrofen
27. Hakamata Y, Tahara K, Uchida H, Sakuma Y, Nakamura M, Kume A, Murakami T, Takahashi M, Takahashi R, Hirabayashi M, Ueda M, Miyoshi I, Kasai N, Kobayashi E. Green fluorescent protein-transgenic rat: a tool for organ transplantation research. *Biochem Biophys Res Commun* 286 (4) : 779-85, 2001
28. Takayasu H, Horie H, Hiyama E, Matsunaga T, Hayashi Y, Watanabe Y, Suita S, Kaneko M, Sasaki F, Hashizume K, Ozaki T, Furuuchi K, Tada M, Ohnuma N, Nakagawara A. Frequent deletions and mutations of the beta-catenin gene are associated with overexpression of cyclin D1 and fibronectin and poorly differentiated histology in childhood hepatoblastoma. *Clin Cancer Res* 7(4): 901-8, 2001
29. Kanamori Y, Hashizume K, Sugiyama M, Morotomi M, Yuki N. Combination therapy with Bifidobacterium breve, Lactobacillus casei, and galactooligosaccharides dramatically improved the intestinal function in a girl with short bowel syndrome. A novel synbiotics therapy for intestinal failure. *Dig Dis Sci* 46: 2010-2016, 2001
30. Sugawara Y, Makuuchi M, Takayama T, Mizuta K, Kawarasaki H, Imamura H, Hashizume K. Liver transplantation using a right lateral sector graft from a living donor to her granddaughter. *Hepatogastroenterology* 48: 261-63, 2001
31. Sugawara Y, Makuuchi M, Takayama T, Imamura H, Dowaki S, Mizuta K, Kawarasaki H, Hashizume K. Small-for-size grafts in living-related liver transplantation. *J Am Coll Surg* 192: 510-13, 2001
32. Tahara K, Uchida H, Kawarasaki H, Hashizume K, Kobayashi E. Experimental small bowel transplantation using newborn intestine in rats: III. Long-term cryopreservation of rat newborn intestine. *J Pediatr Surg* 36 (4) : 602-4, 2001
33. Uchida H, Tahara K, Takizawa T, Inose K, Yashiro T, Hashizume K, Ikeda H, Takahashi M, Kobayashi E. Experimental small bowel transplantation using newborn intestine in rats: IV. Effect of cold preservation on graft neovascularization. *J Pediatr Surg* 36 (12) : 1805-10, 2001
34. Sugawara Y, Mizuta K, Kawarasaki H, Takayama T, Imamura H, Makuuchi M. Risk factors for acute rejection in pediatric living related liver transplantation: The impact of HLA matching. *Liver Transpl* 7: 769-73, 2001
35. Sugawara Y, Makuuchi M, Takayama T, Yoshino H, Mizuta K, Kawarasaki H. Liver transplantation from situs inversus to situs inversus. *Liver Transpl* 7: 829-30, 2001
36. Mizuta K, Kita Y, Harihara Y, Takayama T, Kubota K, Hirata M, Inoue K, Sugawara Y, Sakamoto Y, Ito M, Tanaka H, Inoue Y, Oka T, Kawarasaki H, Hashizume K, Kawasaki S, Makuuchi M. Colectomy for uncontrolled hemorrhagic cecal ulcers due to primary cytomegalovirus infection in living-related liver transplantation. *Medicine of the Americas* 2: 135-138, 2001
37. Nakao A, Ogino Y, Tahara K, Uchida H, Kobayashi E. Orthotopic intestinal transplantation using the cuff method in rats: a histopathological evaluation of the anastomosis. *Microsurgery*. 21 (1) : 12-5, 2001
38. Sakamoto J, Takata A, Fukuzawa R, Kikuchi H, Sugiyama M, Kanamori Y, Hashizume K, Hata J. A Novel WT1 Gene Mutation Associated with Wilms' Tumor and Congenital Male Genitourinary Malformation. *Pediatric Research* 50 : 337-344, 2001
39. Komuro H, Makino S, Momoya T, Uehara Y, Tahara K, Momoi M: Cholangitis associated with cystic dilatation of the intrahepatic bile ducts after antireflux valve construction in biliary atresia. *Pediatr Surg Int* 17 (2-3) : 108-10, 2001
40. Hirata M, Harihara Y, Kitamura T, Hisatomi S, Kato M, Dowaki S, Mizuta K, Sugawara Y, Kita Y, Kubota K, Takayama T, Kawarasaki H, Hashizume K, Makuuchi M: The influence of donor age to graft vol-

- ume increase rate in living donor Liver transplantation. *Transplant Proc* 33: 1416-17, 2001
41. Kanamori Y, Hashizume K, Kawarasaki H, Kitano Y, Sugiyama M, Tanaka Y: Single vaginal ectopic ureter and renal hypoplasia associated with urogenital sinus and abdominal muscular hypoplasia-a novel subtype of prune-belly syndrome in a female child? *Urology* 57: 975vi-ix, 2001
 42. Komuro H, Makino S, Yasuda Y, Ishibashi T, Tahara K, Nagai H. Pancreatic complications in choledochal cyst and their surgical outcomes. *World J Surg* 25 (12) : 1519-23, 2001
 43. Tatsumi K, Taki T, Taniwaki M, Nakamura H, Taguchi J, Chen YZ, Bessho F, Yanagisawa M, Hayashi Y: The CDCREL1 gene fused to MLL in de novo acute myeloid leukemia with t(11;22)(q23;q11.2) and its frequent expression in myeloid leukemia cell lines. *Genes Chromosomes Cancer* 30:230-235, 2001
 44. Murata T, Kurokawa R, Krones A, Tatsumi K, Ishii M, Taki T, Masuno M, Ohashi H, Yanagisawa M, Rosenfeld MG, Glass CK, Hayashi Y: Defect of histone acetyltransferase activity of the nuclear transcriptional coactivator CBP may cause Rubinstein-Taybi syndrome. *Hum Mol Genet* 10: 1071-1076, 2001
 45. Jamal R, Taketani T, Taki T, Bessho F, Hongo T, Hamaguchi H, Horiike S, Taniwaki M, Hanada R, Nakamura H, Hayashi Y: Co-duplication of the MLL and FLT3 gene in patients with acute myeloid leukemia. *Genes Chromosomes Cancer* 31: 187-190, 2001
 46. Niitsu N, Hayashi Y, Sugita K, Honma Y: Sensitization by 5-aza-2'-deoxycytidine of leukaemia cells with MLL abnormalities to induction of differentiation by all-trans retinoic acid and 1 α , 25-dihydroxyvitamin D $_3$. *Br J Haematol* 112:315-326, 2001
 47. Niitsu N, Hayashi Y, Honma Y: Downregulation of MLL-CBP fusion gene expression is associated with differentiation of SN-1 cells with t(11;16)(q23;p13). *Oncogene* 20: 375-384, 2001
 48. Ohnishi H, Hayashi Y, Okamura T, Tabuchi K, Kobayashi M, Bessho F: An infant with t(4;11)(q21;q23) acute lymphoblastic leukemia successfully treated using immunomagnetically purged autologous bone marrow transplantation. *Med Pediatr Oncol* 36: 388-389, 2001
 49. Shibuya N, Taki T, Mugishima H, Chin M, Tsuchida M, Sako M, Kawa K, Ishii E, Miura I, Yanagisawa M, Hayashi Y: t(10;11)-acute leukemias with MLL-AF10 and MLL-ABI1 chimeric transcripts; specific expression patterns of ABI1 gene in leukemia and solid tumor cell lines. *Genes Chromosomes Cancer* 32:1-10, 2001.
 50. Liu M, Taketani T, Li R, Takita J, Taki T, Yang HW, Kawaguchi H, Ida K, Matsuo Y, Hayashi Y: Loss of p73 gene expression in lymphoid leukemia cell lines is associated with hypermethylation. *Leuk Res* 25:441-447, 2001



Department of Geriatric Medicine / Department of Aging Research

Outline and Research Objectives

The Department of Geriatrics was established in 1962, as the first geriatric department in Japan.

Since elderly patients usually have multiple organ disorders, we have to take care of the patients as whole from multiple points of view. In addition, in the elderly patients, symptoms and signs, responses to the treatment are sometimes quite different from the young. We have to have a broad knowledge on the physiological and metabolic changes with aging when we treat the elderly patients. Quality of life of the patients is another point of view which should be emphasized.

Our sub-specialty includes respirology, cardiology, neurology, hematology, bone metabolism, besides the general geriatric internal medicine. We are trying to elucidate the pathophysiology of aging process and elderly patients from viewpoints of basic aging science using molecular biology technique and clinical aspects using the recent advancement of technology and geriatric assessment.

There are 19 plus additional beds about 6 in the clinical ward, which are under the supervision of the residents and assistant staff members. An assistant staff member with more than 10 years experience teams up with the resident on a man-to-man basis, giving instruction as to actual clinical decision making and procedures. The final decision making is performed during the weekly Professor's rounds.

We have also developed new geriatric scale such as vitality index. This is a unique index for assessment of energy and vitality in frail elderly patients. Comprehensive geriatric assessment and critical path applied for the treatment and care of the patients. Based on these comprehensive approaches, both staffs of medical social service and welfare division of Tokyo University Hospital and we develop the new system which bridge between in-patients and out-patients in terms of maintaining a constant level of quality of life of patients and caregivers.

Specialized services are provided to out-patients on a daily in all areas internal medicine. Approximately 300 new and a total of 16,000 patients visit the out-patients clinic in a year.

Faculties and Students

Professor and Chair	Yasuyoshi Ouchi, M.D. (1995-)
Lecturer	Yoshio Namba, M.D. Takahide Nagase, M.D. Satoshi Inoue, M.D. Koichi Kozaki, M.D.
Associate	6
Postdoctoral Fellow	4
Graduate Student	8
Research Student	5
Secretary	6

Past Research and Major Accomplishments

Lung diseases including pneumonia are major causes of death in the elderly. In respiratory diseases, there are several inflammatory disorders to which no pharmaceutical agents are currently effective. For

example, adult respiratory distress syndrome (ARDS) is an acute lung injury and the mortality rate for ARDS ranges from 40-70% despite of intensive care using currently available drugs. Idiopathic pulmonary fibrosis (IPF) is a progressive and fatal disease, while current medical intervention for IPF is only oxygen therapy except for lung transplantation. However, their mechanisms still remain to be elucidated. Therefore, we have aimed to elucidate the pathophysiological and molecular mechanisms underlying inflammatory diseases. Our recent studies have shown that various mediators including cytokines, eicosanoids or adhesion molecules are involved in the development of inflammatory lung disorders. Especially, platelet-activating factor (PAF) and metabolites of arachidonic acid, i.e., eicosanoids, are lipid mediators that have various biological effects. PAF is a proinflammatory phospholipid mediator that exerts its action via activation of G-protein-coupled PAF

receptor (PAFR). A key enzyme for the production of these inflammatory mediators including eicosanoids and PAF is cytosolic phospholipase A2 (cPLA2). To perform this study, we used mutant mice, i.e., PAFR transgenic mice, PAFR gene-disrupted mice, and cPLA2 gene-disrupted mice, in collaboration with Department of Biochemistry. Our observations suggest that both PAF and cPLA2 are involved in the pathogenesis of acute lung injury and pulmonary fibrosis. The inhibition of these pathways might provide a novel therapeutic approach to ARDS and IPF. We have also examined the host-defense system, especially antimicrobial peptides including defensins. Recently, we have discovered a novel mouse beta-defensin, mBD-6, predominantly expressed in skeletal muscle. In humans and mice, we have also identified multiple novel epididymis-specific beta-defensin isoforms. These findings suggest novel physiological roles of this peptide family.

Cardiovascular research laboratory has been performing research of atherosclerosis. It is generally accepted that premenopausal women are protected from atherosclerotic diseases because female hormone, especially estrogen, appears to have a beneficial effect on vascular wall. We have identified that vascular smooth muscle cells (VSMC) express estrogen receptor (ER) and these cells respond to estrogen from the evidence that estrogen inhibits endothelin-1 production and c-fos gene expression in rat aorta and estrogen inhibits migration and proliferation of vascular smooth muscle cells. We also found estrogen exerts beneficial effect *in vivo* by showing that estrogen inhibits intimal thickening of rat femoral artery induced by cuff-placement around the artery. With respect to endothelial cells (EC), another major component constituting the vascular wall, we found that estrogen attenuates endothelin-1 production in bovine endothelial cells via estrogen receptor and that estrogen prevents oxidative stress-induced endothelial cell apoptosis in rats.

Besides estrogen, we have revealed that red wine polyphenols (RWPs) have inhibitory roles in VSMC function. RWPs inhibit VSMC proliferation, which is mediated by cyclin A downregulation. RWPs also inhibit VSMC migration via two distinct signaling pathways, phosphatidylinositol-3' kinase and p38 mitogen-activated protein kinase. We also showed potential involvement of various vasoactive substances, calcitonin gene-related peptide, parathyroid hormone-related protein, vasopressin, and activin-A, in the pathogenesis of atherosclerosis.

From the clinical perspective, our laboratory has a useful technique to evaluate vascular function, flow-mediated vasodilatation (FMD). With this approach, we have shown that endothelium-dependent vasodilatation of the brachial artery is increased in the follicular and luteal phase of women's menstrual cycle

when serum estradiol level is high, indicating that endogenous estradiol is involved in menstrual cycle-related vasodilatation. We also found that FMD is impaired in obese men with visceral fat accumulation, FMD negatively correlates with intima-media thickness in the carotid artery in men, long-term reduced-dose hormone replacement therapy improves FMD and intima-media thickness in the carotid artery in postmenopausal women.

Currently, most of the research activities in neurological laboratory focus on the molecular aspects of Alzheimer's disease (AD). The main research topics are elucidating the molecular mechanism underlying the accumulation of amyloid β -protein, determining the implications of apolipoprotein E (apoE ϵ 4) genotype and various risk factors in AD.

Endocrine/Metabolism Research Laboratory focuses on the clinical and basic research concerning endocrine and metabolic diseases. We are particularly interested in the pathophysiological mechanisms in osteoporosis and hormone-dependent cancers. Regarding osteoporosis, we have shown that genetic factors are very important to develop the disease by analyzing polymorphisms of the genes relating bone metabolism. On the other hand, we recently have revealed that an estrogen responsive RING finger protein Efp takes a critical role in estrogen-dependent growth control of breast tumor, by proteolysis of a cell-cycle checkpoint 14-3-3 sigma (Nature 2002, 417, 871). This finding may provide a new tool for diagnosis and treatment of breast tumor, especially of tumor that is resistant to anti-estrogenic drugs.

We have also studied disuse syndrome as well as the program of prevention and treatment of that. Now we are investigating many aspects of elderly patients by using newly developed geriatric scale.

Current Research

To further investigate the pathophysiological and molecular mechanisms underlying inflammatory diseases, we continue to study the roles of various mediators including cytokines, eicosanoids, adhesion molecules, and CGRP family in the development of inflammatory lung disorders. Especially, CGRP family peptides including CGRP and adrenomedullin are neuropeptides that have various biological actions such as responses to sensory stimuli, cardiovascular regulation and vasodilation. Based on their physiological roles, it is assumed that CGRP family might be involved in the pathogenesis of inflammatory diseases including bronchial asthma. Currently, in collaboration with Department of Cardiovascular Medicine, we are studying the pathophysiological role of CGRP family using mutant mice deficient in either CGRP or

adrenomedullin.

High incidence of respiratory infection including pneumonia is a major characteristic of geriatric disease, while little is known about its mechanism. We currently hypothesize that ageing process might affect the expression pattern of defensins, leading to the susceptibility to infection in the elderly. To address this question, we are studying the ageing effects on the expression pattern of defensins using mice. In addition, to better understand the pathophysiological roles of defensins, we are now developing the mutant mice deficient in defensins.

We are currently pursuing the differential role of estrogen receptors, ER α and β , in VSMC function and in other cell types utilizing adenoviral overexpression system, because we have previously shown that estrogen has anti-proliferative and anti-migratory effects in VSMC (Atherosclerosis. 1997). We are also trying to overexpress each ER subtype in the aorta of laboratory animals to identify the differential role of ER in estrogen's action. We are studying the role of selective estrogen receptor modulator such as raloxifene to explore the usefulness of this new estrogen-modifying drug.

Our laboratory has been investigating vascular calcification, one of the hallmarks of vascular aging. We have thus far found that VSMC calcify when cultured in the presence of high inorganic phosphate, the phenomenon augmented by the addition of vitamin D β , dexamethasone and advanced glycation end products, attenuated by bisphosphonate and HMG CoA reductase inhibitor. We are currently studying the mechanism how VSMC calcification is regulated.

It is well known that flow-mediated vasodilatation (FMD) is under much influence by nitric oxide (NO). Because it has been shown that an endogenous inhibitor of NO synthase, asymmetric dimethylarginine (ADMA), and its hydrolyzing enzyme, NG,NG-dimethylarginine dimethylaminohydrolase (DDAH), are circulating in human blood, we are interested in the role of ADMA and DDAH in such pathophysiological conditions as pre- and post-female hormone replacement therapy and pre- and post-treatment of sleep apnea syndrome using nasal continuous positive airway pressure.

The ϵ 4 allele of apoE is a major risk factor for both sporadic and late-onset familial AD. The apoE receptor family consists of cell-surface receptors that recognize extracellular ligands and internalize them for degradation by lysosomes. In order to gain insight about these receptors in the CNS, we raised a rabbit polyclonal antibody and examined immunohistochemically human brain tissue. The immunoreactivity was found in senile plaque in AD. These results may suggest a role of apoE receptor in amyloid formation.

As estrogen is one of the key factors that can

determine the stages and prognosis of osteoporosis and hormone-dependent cancers, we are particularly studying the molecular mechanism of estrogen in its target organs. Biochemical and genetic approaches are utilized for the project, including analysis using osteoblasts and tumor cell lines, characterization of animal models targeting estrogen receptors and estrogen-responsive genes, genetic analysis using clinical samples from patients.

Future Prospects

Major causes of death in the elderly include respiratory diseases including pneumonia, especially aspiration pneumonia. Furthermore, there are fatal inflammatory disorders such as ARDS and IPF, to which no useful drugs are currently available. We expect that the inhibition of PAF and cPLA2 pathways might provide a novel therapeutic approach to ARDS and IPF, leading to the development of a revolutionary medicine.

Genetic features including single nucleotide polymorphism (SNP) are potentially associated with the etiology of asthma. The current study may suggest that CGRP family genes could be targets for SNP research. High incidence of respiratory infection including pneumonia in the elderly might be explained by the mechanism that ageing process might alter the expression pattern of defensins, leading to the immunosuppression and the susceptibility to infection. We expect that our ongoing study related to defensins could make a contribution to the innate-immunity researches. Furthermore, novel roles of defensins might potentially provide a novel therapeutic approach to infectious diseases.

Because the aging process and age-related diseases are closely associated with vascular aging, to prevent atherosclerosis is a way to improve physical activity in the elderly. Our laboratory keeps pursuing the mechanism of atherosclerosis, especially how hormone and its receptor regulate vascular function. We will keep performing research as to how sex hormones or their related biological materials modulate vascular function in vitro and in vivo. We will also try to elucidate the mechanism how we can reduce vascular calcification, because vascular calcification appears tightly linked with vascular aging, which is one of our interests.

We are studying the genetic and environmental risk factors and prevalence, and incidence of Alzheimer's disease among the elderly in Japan.

Because estrogen is one of the key factors that can determine the stages and prognosis of osteoporosis, hormone-dependent cancers, and age-related changes of females, we are pursuing prevention and new treatment of osteoporosis and cancer. It may contribute

to maintain the constant level of physical and social activity in elderly peoples. Furthermore, our basic research focuses on novel findings of new molecular targets for drug development concerning osteoporosis and hormone-dependent cancers.

Based on these clinical and basic science data, we are pursuing prevention of a variety of age-related diseases and geriatric syndrome. We also propose standards for facilitation of care across the health service continuum, care of the nursing home resident, and palliative and hospice care.

Research Grants

Yasuyoshi Ouchi

1. Grant-in Aid (No.13557062) for Scientific Research from the Ministry of Education, Science and Culture of Japan. Elucidation of the differential role of estrogen receptor α and β in vascular lesion formation. 1999-2001 (three year research foundation grant B2).
2. Funds for Comprehensive Research on Aging and Health, Japan Foundation for Aging and Health. Hormone replacement therapy for elderly women. Yasuyoshi Ouchi 1998-2000 (three year grant, H10-tyojyu-007).

Nagase Takahide

1. Grant-in Aid(No. 12470134) for Scientific Research from the Ministry of Education, Science, Sports and Culture of Japan. The study of molecular mechanisms underlying ARDS using genetically-engineered mice to develop a novel treatment (three year research foundation grant B).
2. Health Science Research Grant-in Aid for Comprehensive Research on Aging and Health from the Ministry of Health, Labour and Welfare of Japan. The study of pathophysiological mechanisms underlying inflammatory/intractable lung diseases in the elderly: a strategic development of novel therapeutic approaches (H14).

Yoshio Namba

1. Health Science Research Grant-in Aid for Brain Science from the Ministry of Health and Welfare of Japan. Genetic and environmental risk factors for Alzheimer's disease (three year grant, H10-H12).

Select Publications

1. Urano T, Saito T, Tsukui T, Fujita M, Hosoi T, Muramatsu M, Inoue S: Efp targets 14-3-3 σ for proteolysis and promotes breast tumour growth. *Nature* 417, 871-875, 2002.
2. Nagase T, Uozumi N, Ishii S, Kita Y, Yamamoto H, Ohga E, Ouchi Y, Shimizu T. A pivotal role of cytosolic phospholipase A2 in bleomycin-induced pulmonary fibrosis. *Nature Med* 8: 480-484, 2002.

3. Nagase T, Ishii S, Shindou H, Ouchi Y, Shimizu T. Airway hyperresponsiveness in transgenic mice over-expressing platelet activating factor receptor is mediated by an atropine sensitive pathway. *Am J Respir Crit Care Med* 165: 200-205, 2002.
4. Hashimoto M, Miyao M, Akishita M, Hosoi T, Toba K, Kozaki K, Yoshizumi M, Ouchi Y. Effects of long-term and reduced-dose hormone replacement therapy on endothelial function and intima-media thickness in postmenopausal women. *Menopause*. 9:58-64, 2002.
5. Iijima K, Yoshizumi M, Hashimoto M, Akishita M, Kozaki K, Ako J, Watanabe T, Ohike Y, Son B, Yu J, Nakahara K, Ouchi Y. Red wine polyphenols inhibit vascular smooth muscle cell migration through two distinct signaling pathways. *Circulation*. 105:2404-2410, 2002.
6. Kageyama A, Hirano T, Kageyama H, Osaka T, Namba Y, Tsuji M, Adachi M, Inoue S. Distinct role of adiposity and insulin resistance in glucose intolerance: studies in ventromedial hypothalamic-lesioned obese rats. *Metabolism*. 51:716-23, 2002.
7. Kaneki M, Hedges SJ, Hosoi T, Fujiwara S, Lyons A, Crean SJ, Ishida N, Nakagawa M, Takechi M, Sano Y, Mizuno Y, Hoshino S, Miyao M, Inoue S, Horiki K, Shiraki M, Ouchi Y, Orimo H: Japanese fermented soybean food as the major determinant of the large geographic difference in circulating levels of vitamin K2: possible implications for hip-fracture risk. *Nutrition* 17, 315-21, 2001.
8. Sudoh N, Toba K, Akishita M, Ako J, Hashimoto M, Iijima K, Kim S, Liang YQ, Ohike Y, Watanabe T, Yamazaki I, Yoshizumi M, Eto M, Ouchi Y. Estrogen prevents oxidative stress-induced endothelial cell apoptosis in rats. *Circulation*. 103:724-729, 2001.
9. Yamaguchi Y, Fukuhara S, Nagase T, Tomita T, Hitomi S, Kimura S, Kurihara H, Ouchi Y. A novel mouse beta-defensin, mBD-6, predominantly expressed in skeletal muscle. *J Biol Chem* 276: 31510-31514, 2001.
10. Ishikawa M, Akishita M, Kozaki K, Toba K, Namiki A, Yamaguchi T, Orimo H, Ouchi Y. Expression of parathyroid hormone-related protein in human and experimental atherosclerotic lesions: functional role in arterial intimal thickening. *Atherosclerosis*. 152:97-105, 2000.
11. Inoue S, Ogawa S, Horie K, Hoshino S, Goto W, Hosoi T, Tsutsumi O, Muramatsu M, Ouchi Y: An estrogen receptor beta (ER beta) Isoform that lacks exon 5 has dominant negative activity on both ER alpha and ER beta. *Biochem Biophys Res Commun* 279, 814-819, 2000.
12. Miyao M, Hosoi T, Emi M, Nakajima T, Inoue S, Hoshino S, Shiraki M, Orimo H, Ouchi Y: Association of bone mineral density with a dinucleotide repeat polymorphism at the calcitonin (CT) locus. *J Hum Genet* 45: 346-350, 2000.
13. Ogawa S, Emi M, Shiraki M, Hosoi T, Ouchi Y, Inoue S: Association of estrogen receptor beta (ESR2) gene

- polymorphism with blood pressure. *J Hum Genet* 45: 327-330, 2000.
14. Ogawa S, Fujita M, Ishii Y, Tsurukami H, Hirabayashi M, Ikeda K, Orimo A, Hosoi T, Ueda S, Nakamura T, Ouchi Y, Muramatsu M, Inoue S: Impaired estrogen sensitivity in bone by inhibiting both estrogen receptor alpha and beta pathways. *J Biol Chem* 275: 21372-21379, 2000.
 15. Hoshino S, Hosoi T, Miyao M, Shiraki M, Orimo H, Ouchi Y, Inoue S: Identification of a novel polymorphism of estrogen receptor alpha gene that is associated with calcium excretion in urine. *J Bone Miner Metab* 18: 153-157, 2000.
 16. Urano T, Hosoi T, Shiraki M, Toyoshima H, Ouchi Y, Inoue S: Possible involvement of p57Kip2 gene in the bone metabolism. *Biochem Biophys Res Commun* 269: 422-426, 2000.
 17. Miyao M, Morita H, Hosoi T, Kurihara H, Inoue S, Hoshino S, Shiraki M, Yazaki Y, Ouchi Y: Association of methylenetetrahydrofolate reductase (MTHFR) polymorphism with bone mineral density in postmenopausal Japanese women. *Calcif Tissue Int* 66: 190-194, 2000.
 18. Nagase T, Uozumi N, Ishii S, Kume K, Izumi T, Ouchi Y, Shimizu T. Acute lung injury by sepsis and acid aspiration: a key role for cytosolic phospholipase A2. *Nature Immunol* 1: 42-46, 2000.
 19. Iijima K, Yoshizumi M, Hashimoto M, Kim S, Eto M, Ako J, Liang YQ, Sudoh N, Hosoda K, Nakahara K, Toba K, Ouchi Y. Red wine polyphenols inhibit proliferation of vascular smooth muscle cells and down-regulate expression of cyclin A gene. *Circulation*. 101:805-811, 2000.
 20. Nagano K, Toba K, Akishita M, Watanabe T, Kozaki K, Eto M, Hashimoto M, Sudoh N, Ako J, Yoshizumi M, Ouchi Y. Prostanoids regulate proliferation of vascular smooth muscle cells induced by arginine vasopressin. *Eur J Pharmacol*. 389:25-33, 2000.
 21. Hashimoto M, Eto M, Akishita M, Kozaki K, Ako J, Iijima K, Kim S, Toba K, Yoshizumi M, Ouchi Y. Correlation between flow-mediated vasodilatation of the brachial artery and intima-media thickness in the carotid artery in men. *Arterioscler Thromb Vasc Biol*. 19:2795-2800, 1999.
 22. Motoi Y, Aizawa T, Haga S, Nakamura S, Namba Y, Ikeda K. Neuronal localization of a novel mosaic apolipoprotein E receptor, LR11, in rat and human brain. *Brain Res*: 833:209-215, 1999.
 23. Namba Y, Ouchi Y, Takeda A, Ueki A, Ikeda K. bleomycin hydrolase immunoreactivity in senile plaque in the brains of patients with Alzheimer's disease. *Brain Res*: 830:200-202, 1999.
 24. Namba Y, Ouchi Y, Asada T, Ueki A and Ikeda K. Lack of association between bleomycin hydrolase gene polymorphism and Alzheimer's disease in Japanese people. *Ann Neurol*, 46:136-137, 1999.
 25. Nagase T, Kurihara H, Kurihara Y, Aoki-Nagase T, Nagai R, Ouchi Y. Disruption of ET-1 gene enhances pulmonary responses to methacholine via functional mechanism in knockout mice. *J Appl Physiol* 87:2020-2024, 1999.
 26. Nagase T, Ishii S, Kume K, Uozumi N, Izumi T, Ouchi Y, Shimizu T. Platelet-activating factor mediates acid-induced lung injury in genetically engineered mice. *J Clin Invest* 104: 1071-1076, 1999.
 27. Ohga E, Nagase T, Tomita T, Teramoto S, Matsuse T, Katayama H, Ouchi Y. Increased levels of circulating ICAM-1, VCAM-1, and L-selectin in obstructive sleep apnea syndrome. *J Appl Physiol* 87: 10-14, 1999.
 28. Nagase T, Kurihara H, Kurihara Y, Aoki T, Fukuchi Y, Yazaki Y, Ouchi Y. Airway hyperresponsiveness to methacholine in mutant mice deficient in endothelin-1. *Am J Respir Crit Care Med* 157: 560-564, 1998.
 29. Hashimoto M, Akishita M, Eto M, Kozaki K, Ako J, Sugimoto N, Yoshizumi M, Toba K, Ouchi Y. The impairment of flow-mediated vasodilatation in obese men with visceral fat accumulation. *Int J Obes Relat Metab Disord*.22:477-484, 1998.
 30. Akishita M, Kozaki K, Eto M, Yoshizumi M, Ishikawa M, Toba K, Orimo H, Ouchi Y. Estrogen attenuates endothelin-1 production by bovine endothelial cells via estrogen receptor. *Biochem Biophys Res Commun*. 251:17-21, 1998.
 31. Ishikawa M, Akishita M, Kozaki K, Toba K, Namiki A, Yamaguchi T, Orimo H, Ouchi Y. Amino-terminal fragment (1-34) of parathyroid hormone-related protein inhibits migration and proliferation of cultured vascular smooth muscle cells. *Atherosclerosis*. 136:59-66, 1998.
 32. Kozaki K, Akishita M, Eto M, Yoshizumi M, Toba K, Inoue S, Ishikawa M, Hashimoto M, Kodama T, Yamada N, Orimo H, Ouchi Y. Role of activin-A and follistatin in foam cell formation of THP-1 macrophages. *Arterioscler Thromb Vasc Biol*. 17:2389-2394, 1997.
 33. Akishita M, Ouchi Y, Miyoshi H, Kozaki K, Inoue S, Ishikawa M, Eto M, Toba K, Orimo H. Estrogen inhibits cuff-induced intimal thickening of rat femoral artery: effects on migration and proliferation of vascular smooth muscle cells. *Atherosclerosis*. 130:1-10, 1997.
 34. Shiraki M, Shiraki Y, Aoki C, Hosoi T, Inoue S, Kaneki M, Ouchi Y: Association of Bone mineral density with apolipoprotein E phenotype. *J Bone Miner Res*12: 1438-1445, 1997.
 35. Nagano K, Toba K, Akishita M, Kozaki K, Eto M, Hashimoto M, Sudoh N, Yoshizumi M, Ouchi Y. Identification of arginine vasopressin mRNA in rat aortic smooth muscle cells. *Biochem Biophys Res Commun*. 231:831-834, 1997.
 36. Nagase T, Ishii S, Katayama H, Fukuchi Y, Ouchi Y, Shimizu T. Airway responsiveness in transgenic mice overexpressing platelet activating factor receptor: roles of thromboxanes and leukotrienes. *Am J Respir Crit Care Med* 156: 1621-1627, 1997.
 37. Nagase T, Aoki T, Oka T, Fukuchi Y, Ouchi Y. ET-induced bronchoconstriction is mediated via ETB receptor in mice. *J Appl Physiol* 83: 46-51, 1997.

38. Uozumi N, Kume K, Nagase T, Nakatani N, Ishii S, Tashiro F, Komagata Y, Maki K, Ikuta K, Ouchi Y, Miyazaki J, Shimizu T. Role of cytosolic phospholipase A2 in allergic response and parturition. *Nature* 390: 618-622, 1997.
39. Akishita M, Ouchi Y, Miyoshi H, Orimo A, Kozaki K, Eto M, Ishikawa M, Kim S, Toba K, Orimo H. Estrogen inhibits endothelin-1 production and c-fos gene expression in rat aorta. *Atherosclerosis*. 125:27-38, 1996.
40. Inoue S, Hoshino S, Miyoshi H, Akishita M, Hosoi T, Orimo H, Ouchi Y: Identification of a novel isoform of estrogen receptor, a potential inhibitor of estrogen action, in vascular smooth muscle cells. *Biochem Biophys Res Commun* 219: 766-772, 1996.
41. Kobayashi S, Inoue S, Hosoi T, Ouchi Y, Shiraki M, Orimo H: Association of bone mineral density with polymorphism of the estrogen receptor gene. *J Bone Miner Res* 11: 306-311, 1996.
42. Nagase T, Ohga E, Katayama H, Sudo E, Aoki T, Matsuse T, Ouchi Y, Fukuchi Y. Roles of calcitonin gene-related peptide (CGRP) in hyperpnea-induced constriction in guinea pigs. *Am J Respir Crit Care Med* 154: 1551-1556, 1996.
43. Hashimoto M, Akishita M, Eto M, Ishikawa M, Kozaki K, Toba K, Sagara Y, Taketani Y, Orimo H, Ouchi Y. Modulation of endothelium-dependent flow-mediated dilatation of the brachial artery by sex and menstrual cycle. *Circulation*. 92:3431-3435, 1995.
44. Okuizumi K, Onodera O, Namba Y, Ikeda K, Yamamoto T, Ueki A, Nanko S, Tanaka H, Takahashi H, Oyanagi S, Tsuji S. Genetic association of the very low density lipoprotein (VLDL) receptor gene with sporadic Alzheimer's disease. *Nature Genet*, 11:207-209, 1995.
45. Ishikawa M, Ouchi Y, Akishita M, Kozaki K, Toba K, Namiki A, Yamaguchi T, Orimo H. Immunocytochemical detection of parathyroid hormone-related protein in vascular endothelial cells. *Biochem Biophys Res Commun*. 199:547-551, 1994.
46. Ishikawa M, Ouchi Y, Han SZ, Akishita M, Kozaki K, Toba K, Namiki A, Yamaguchi T, Orimo H. Parathyroid hormone-related protein reduces cytosolic free Ca²⁺ level and tension in rat aortic smooth muscle. *Eur J Pharmacol*. 269:311-317, 1994.
47. Orimo A, Inoue S, Ikegami A, Hosoi T, Akishita M, Ouchi Y, Muramatsu M, Orimo H. Vascular smooth muscle cells as target for estrogen. *Biochem Biophys Res Commun*. 195:730-736, 1993.
48. Ishikawa M, Ouchi Y, Orimo H. Effect of calcitonin gene-related peptide on cytosolic free Ca²⁺ level in vascular smooth muscle. *Eur J Pharmacol*. 246:121-128, 1993.
49. Namba Y, Tomonaga M, Kawasaki H, Otomo E, Ikeda K. Apolipoprotein E immunoreactivity in cerebral amyloid deposits and neurofibrillary tangles in Alzheimer's disease and kuru plaque amyloid in Creutzfeldt-Jakob disease. *Brain Res*, 541:163-166, 1991.